

|   |  |
|---|--|
| <p>katholieke jenaplanschool<br/>'De Lispeltuut'</p>  |  |
| <p>Pauwenburg 8<br/>8226 TA Lelystad<br/>☎ : 0320-219300<br/>☎ : 06-14398888<br/>☎ : 084-7378419</p>  |  |
| <p><a href="mailto:info@lispeltuut.nl">info@lispeltuut.nl</a><br/><a href="http://www.lispeltuut.nl">www.lispeltuut.nl</a></p>  |  |
| <p>Stichting Katholiek Onderwijs Flevoland-Veluwe<br/>Meentweg 14 / Postbus 608<br/>8224 BP / 8200 AP Lelystad<br/>0320-225040<br/><a href="mailto:info@skofv.nl">info@skofv.nl</a></p>  |  |
| <p>trendanalyses<br/>2005-2012<br/>(versie februari 2012)</p>   |  |

Annie M.G. Schmidt, schrijfster van prachtige kinderboeken, verhaalde in haar boek Pluk van de Petteflet over de Lispeltuut. Een schelpdiertje dat Pluk helpt de juiste weg te vinden. Als school willen we de kinderen helpen zich te ontwikkelen. Daarbij kunnen en willen we richting geven. Wat kinderen daar zelf mee doen is uiteindelijk ook hun keus. Wij zullen voor de kinderen steeds een Lispeltuut zijn.

(we leven hier op de voormalige zeebodem; dus schelpdiertjes zijn hier niet vreemd...)

### Onze visie op leren

opgroeien is leren.  
dat doe je soms alleen, vaak met anderen.  
leren doe je van elkaar ... met elkaar.  
leren doe je thuis, op weg, op school.  
van aankleden tot koken,  
van een spelletje doen tot het lezen van een boek.  
soms in vrijheid, dan weer geleid door ouders,  
broertjes-zusjes, groepsgenoten, de meester-juf.  
van peuter tot steeds een stukje mondiger.  
met aandacht en zorg voor iedereen.

# trendanalyse per 24 november 2005

groep 8

3 x aanmelding, 1 x REC (LGF - ZMLK)

| november 2005 |    |      |
|---------------|----|------|
| AVI           |    |      |
| 1             | 0  | 0%   |
| 2             | 0  | 0%   |
| 3             | 1  | 7%   |
| 4             | 0  | 0%   |
| 5             | 0  | 0%   |
| 6             | 0  | 0%   |
| 7             | 0  | 0%   |
| 8             | 2  | 13%  |
| 9             | 0  | 0%   |
| uit           | 12 | 80%  |
| <hr/>         |    |      |
| 15            |    | 100% |

| november 2005 |   |      |
|---------------|---|------|
| BRUS (dl 53)  |   |      |
| > 53          | 9 | 60%  |
| 52            | 2 | 13%  |
| < 31          | 4 | 27%  |
| <hr/>         |   |      |
| 15            |   | 100% |

| juni 2005       |   |      |     |
|-----------------|---|------|-----|
| CITO - spelling |   |      |     |
| E7              | A | 0    | 0%  |
|                 | B | 2    | 13% |
|                 | C | 6    | 40% |
|                 | D | 4    | 27% |
|                 | E | 0    | 0%  |
| M6              | D | 2    | 13% |
| E3              | C | 1    | 7%  |
| <hr/>           |   |      |     |
| 15              |   | 100% |     |

| juni 2005      |   |      |     |
|----------------|---|------|-----|
| CITO - rekenen |   |      |     |
| E7             | A | 5    | 33% |
|                | B | 1    | 7%  |
|                | C | 3    | 20% |
|                | D | 1    | 7%  |
|                | E | 1    | 7%  |
| M4             | C | 1    | 7%  |
| M5             | C | 1    | 7%  |
| E5             | D | 1    | 7%  |
| E3             | A | 1    | 7%  |
| <hr/>          |   |      |     |
| 15             |   | 100% |     |

| december 2004           |   |       |
|-------------------------|---|-------|
| CITO - begrijpend lezen |   |       |
| 7                       | A | 3 20% |
|                         | B | 2 13% |
|                         | C | 5 33% |
|                         | D | 2 13% |
| 6                       | C | 1 7%  |
|                         | D | 2 13% |
|                         |   | 0%    |
|                         |   | 0%    |
| <hr/>                   |   |       |
| 15                      |   | 100%  |

groep 7

1 x aanmelding, 1 x doubleren

| november 2005 |   |      |
|---------------|---|------|
| AVI           |   |      |
| 1             | 0 | 0%   |
| 2             | 0 | 0%   |
| 3             | 0 | 0%   |
| 4             | 0 | 0%   |
| 5             | 0 | 0%   |
| 6             | 0 | 0%   |
| 7             | 1 | 11%  |
| 8             | 0 | 0%   |
| 9             | 1 | 11%  |
| uit           | 7 | 78%  |
| <hr/>         |   |      |
| 9             |   | 100% |

| november 2005 |   |      |
|---------------|---|------|
| BRUS (dl 43)  |   |      |
| > 43          | 6 | 67%  |
| < 38          | 3 | 33%  |
| <hr/>         |   |      |
| 9             |   | 100% |

| juni 2005       |   |      |     |
|-----------------|---|------|-----|
| CITO - spelling |   |      |     |
| E6              | A | 0    | 0%  |
|                 | B | 2    | 22% |
|                 | C | 4    | 44% |
|                 | D | 2    | 22% |
|                 | E | 1    | 11% |
| <hr/>           |   |      |     |
| 9               |   | 100% |     |

| juni 2005      |   |      |     |
|----------------|---|------|-----|
| CITO - rekenen |   |      |     |
| E6             | A | 2    | 22% |
|                | B | 0    | 0%  |
|                | C | 2    | 22% |
|                | D | 4    | 44% |
|                | E | 1    | 11% |
| <hr/>          |   |      |     |
| 9              |   | 100% |     |

| december 2004           |   |       |
|-------------------------|---|-------|
| CITO - begrijpend lezen |   |       |
| 6                       | A | 1 11% |
|                         | B | 4 44% |
|                         | C | 4 44% |
|                         | D | 0 0%  |
|                         | E | 0 0%  |
| <hr/>                   |   |       |
| 9                       |   | 100%  |

groep 6

1 x versneld rekenen, 1 x NT2

| november 2005 |   |      |
|---------------|---|------|
| AVI           |   |      |
| 1             | 0 | 0%   |
| 2             | 0 | 0%   |
| 3             | 0 | 0%   |
| 4             | 0 | 0%   |
| 5             | 0 | 0%   |
| 6             | 0 | 0%   |
| 7             | 1 | 13%  |
| 8             | 1 | 13%  |
| 9             | 1 | 13%  |
| uit           | 5 | 63%  |
| <hr/>         |   |      |
| 8             |   | 100% |

| november 2005 |   |      |
|---------------|---|------|
| BRUS (dl 33)  |   |      |
| > 33          | 6 | 75%  |
| < 29          | 2 | 25%  |
| <hr/>         |   |      |
| 8             |   | 100% |

| juni 2005       |   |      |     |
|-----------------|---|------|-----|
| CITO - spelling |   |      |     |
| E5              | A | 1    | 14% |
|                 | B | 1    | 14% |
|                 | C | 3    | 43% |
|                 | D | 0    | 0%  |
|                 | E | 1    | 14% |
| E4              | C | 1    | 14% |
| <hr/>           |   |      |     |
| 7               |   | 100% |     |

| juni 2005      |   |      |     |
|----------------|---|------|-----|
| CITO - rekenen |   |      |     |
| E5             | A | 2    | 22% |
|                | B | 5    | 56% |
|                | C | 1    | 11% |
|                | D | 1    | 11% |
|                | E | 0    | 0%  |
| <hr/>          |   |      |     |
| 9              |   | 100% |     |

| januari 2004            |   |       |
|-------------------------|---|-------|
| CITO - begrijpend lezen |   |       |
| 5                       | A | 2 29% |
|                         | B | 3 43% |
|                         | C | 1 14% |
|                         | D | 1 14% |
|                         | E | 0 0%  |
| <hr/>                   |   |       |
| 7                       |   | 100%  |

groep 5

1 x aanmelding, 1 x dyslectisch, 1 x doubleren

| november 2005 |   |             |
|---------------|---|-------------|
| AVI           |   |             |
| 1             | 0 | 0%          |
| 2             | 0 | 0%          |
| 3             | 0 | 0%          |
| 4             | 3 | 18%         |
| 5             | 1 | 6%          |
| 6             | 8 | 47%         |
| 7             | 0 | 0%          |
| 8             | 4 | 24%         |
| 9             | 1 | 6%          |
| uit           | 0 | 0%          |
| <b>17</b>     |   | <b>100%</b> |

| november 2005 |   |             |
|---------------|---|-------------|
| BRUS (dl 23)  |   |             |
| > 23          | 7 | 41%         |
| 18            | 5 | 29%         |
| 17            | 2 | 12%         |
| 16            | 1 | 6%          |
| 15            | 2 | 12%         |
| <b>17</b>     |   | <b>100%</b> |

| juni 2005       |   |             |     |
|-----------------|---|-------------|-----|
| CITO - spelling |   |             |     |
| E4              | A | 0           | 0%  |
|                 | B | 3           | 17% |
|                 | C | 7           | 39% |
|                 | D | 5           | 28% |
|                 | E | 1           | 6%  |
| M4              | C | 2           | 11% |
| <b>18</b>       |   | <b>100%</b> |     |

| juni 2005      |   |             |     |
|----------------|---|-------------|-----|
| CITO - rekenen |   |             |     |
| E5             | A | 8           | 50% |
|                | B | 6           | 38% |
|                | C | 2           | 13% |
|                | D | 0           | 0%  |
|                | E | 0           | 0%  |
| <b>16</b>      |   | <b>100%</b> |     |

| januari 2004            |   |             |     |
|-------------------------|---|-------------|-----|
| CITO - begrijpend lezen |   |             |     |
| 5                       | A | 5           | 28% |
|                         | B | 3           | 17% |
|                         | C | 7           | 39% |
|                         | D | 1           | 6%  |
|                         | E | 2           | 11% |
| <b>18</b>               |   | <b>100%</b> |     |

groep 4

1 x aanmelding, 3 x NT2, 2 x doubleren, 1 x versnellen

| november 2005 |   |             |
|---------------|---|-------------|
| AVI           |   |             |
| 1             | 3 | 13%         |
| 2             | 4 | 17%         |
| 3             | 4 | 17%         |
| 4             | 4 | 17%         |
| 5             | 5 | 22%         |
| 6             | 0 | 0%          |
| 7             | 0 | 0%          |
| 8             | 0 | 0%          |
| 9             | 3 | 13%         |
| uit           | 0 | 0%          |
| <b>23</b>     |   | <b>100%</b> |

| november 2005 |    |             |
|---------------|----|-------------|
| BRUS (dl 13)  |    |             |
| > 13          | 15 | 65%         |
| < 13          | 5  | 22%         |
| < 9           | 3  | 13%         |
| <b>23</b>     |    | <b>100%</b> |

| juni 2005       |   |             |     |
|-----------------|---|-------------|-----|
| CITO - spelling |   |             |     |
| E4              | A | 4           | 20% |
|                 | B | 1           | 5%  |
|                 | C | 4           | 20% |
|                 | D | 4           | 20% |
|                 | E | 7           | 35% |
| <b>20</b>       |   | <b>100%</b> |     |

| juni 2005      |   |             |     |
|----------------|---|-------------|-----|
| CITO - rekenen |   |             |     |
| E5             | A | 13          | 65% |
|                | B | 2           | 10% |
|                | C | 4           | 20% |
|                | D | 1           | 5%  |
|                | E | 0           | 0%  |
| <b>20</b>      |   | <b>100%</b> |     |

trendanalyse per 15 juni 2006

groep 7 1 xPDD-NOS

| 15-6-2006<br>AVI    |   |     | 15-6-2006<br>BRUS DL 50 |   |     | 15-6-2006<br>CITO - spelling |   |     | 15-6-2006<br>CITO - rekenen |   |     | 15-6-2006<br>CITO - begrijpend lezen |   |     |
|---------------------|---|-----|-------------------------|---|-----|------------------------------|---|-----|-----------------------------|---|-----|--------------------------------------|---|-----|
| 0                   | 0 | 0%  |                         |   |     | E7 A                         | 0 | 0%  | E7 A                        | 2 | 22% | M7 A                                 | 0 | 0%  |
| 1                   | 0 | 0%  |                         |   |     | B                            | 1 | 11% | B                           | 0 | 0%  | B                                    | 2 | 22% |
| 2                   | 0 | 0%  | > 49                    | 6 | 67% | C                            | 6 | 67% | C                           | 2 | 22% | C                                    | 6 | 67% |
| 3                   | 0 | 0%  | 43                      | 1 | 11% | D                            | 0 | 0%  | D                           | 3 | 33% | D                                    | 0 | 0%  |
| 4                   | 0 | 0%  | 41                      | 1 | 11% | E                            | 1 | 11% | E                           | 1 | 11% | E                                    | 0 | 0%  |
| 5                   | 0 | 0%  | 28                      | 1 | 11% |                              |   | 0   | E6 D                        | 1 | 11% |                                      |   | 0   |
| 6                   | 0 | 0%  |                         |   |     |                              |   |     |                             |   |     | M6 D                                 | 1 | 11% |
| 7                   | 0 | 0%  |                         |   |     |                              |   |     |                             |   |     |                                      |   |     |
| 8                   | 0 | 0%  |                         |   |     |                              |   |     |                             |   |     |                                      |   |     |
| 9                   | 1 | 11% |                         |   |     |                              |   |     |                             |   |     |                                      |   |     |
| uit                 | 8 | 89% |                         |   |     |                              |   |     |                             |   |     |                                      |   |     |
| <hr/> <b>9</b> 100% |   |     | <hr/> <b>9</b> 100%     |   |     | <hr/> <b>9</b> 100%          |   |     | <hr/> <b>9</b> 100%         |   |     | <hr/> <b>9</b> 100%                  |   |     |

groep 6 1 x dyslectisch

| 15-6-2006<br>AVI    |   |     | 15-6-2006<br>BRUS DL 40 |   |     | 15-6-2006<br>CITO - spelling |   |     | 15-6-2006<br>CITO - rekenen |   |     | 15-6-2006<br>CITO - begrijpend lezen |   |     |
|---------------------|---|-----|-------------------------|---|-----|------------------------------|---|-----|-----------------------------|---|-----|--------------------------------------|---|-----|
| 1                   | 0 | 0%  |                         |   |     | E6 A                         | 1 | 13% | E6 A                        | 1 | 13% | M6 A                                 | 1 | 13% |
| 2                   | 0 | 0%  |                         |   |     | B                            | 3 | 38% | B                           | 3 | 38% | B                                    | 5 | 63% |
| 3                   | 0 | 0%  | > 39                    | 7 | 88% | C                            | 1 | 13% | C                           | 3 | 38% | C                                    | 1 | 13% |
| 4                   | 0 | 0%  | 27                      | 1 | 13% | D                            | 1 | 13% | D                           | 0 | 0%  | D                                    | 2 | 25% |
| 5                   | 0 | 0%  |                         |   |     | E                            | 1 | 13% | E                           | 1 | 13% | E                                    | 0 | 0%  |
| 6                   | 0 | 0%  |                         |   |     |                              |   |     |                             |   |     |                                      |   |     |
| 7                   | 0 | 0%  |                         |   |     |                              |   |     |                             |   |     |                                      |   |     |
| 8                   | 0 | 0%  |                         |   |     | M6 E                         | 1 | 13% |                             |   |     |                                      |   |     |
| 9                   | 1 | 13% |                         |   |     |                              |   |     |                             |   |     |                                      |   |     |
| uit                 | 7 | 88% |                         |   |     |                              |   |     |                             |   |     |                                      |   |     |
| <hr/> <b>8</b> 100% |   |     | <hr/> <b>8</b> 100%     |   |     | <hr/> <b>8</b> 100%          |   |     | <hr/> <b>8</b> 100%         |   |     | <hr/> <b>9</b> 113%                  |   |     |

groep 5 2 x dyslectisch, 1 x REC-3 (later LGF)

| 15-6-2006<br>AVI     |   |     | 15-6-2006<br>BRUS DL 30 |   |     | 15-6-2006<br>CITO - spelling |   |     | 15-6-2006<br>CITO - rekenen |   |     | 15-6-2006<br>CITO - begrijpend lezen |   |     |
|----------------------|---|-----|-------------------------|---|-----|------------------------------|---|-----|-----------------------------|---|-----|--------------------------------------|---|-----|
| 0                    | 0 | 0%  |                         |   |     | E5 A                         | 2 | 13% | E5 A                        | 6 | 38% | M5 A                                 | 3 | 18% |
| 1                    | 0 | 0%  |                         |   |     | B                            | 2 | 13% | B                           | 5 | 31% | B                                    | 6 | 35% |
| 2                    | 0 | 0%  | > 29                    | 6 | 43% | C                            | 9 | 56% | C                           | 2 | 13% | C                                    | 4 | 24% |
| 3                    | 0 | 0%  | > 26                    | 1 | 7%  | D                            | 1 | 6%  | D                           | 1 | 6%  | D                                    | 3 | 18% |
| 4                    | 0 | 0%  | 26                      | 3 | 21% | E                            | 0 | 0%  | E                           | 1 | 6%  | E                                    | 1 | 6%  |
| 5                    | 1 | 6%  | < 26                    | 4 | 29% |                              |   | 0%  |                             |   | 0%  |                                      |   |     |
| 6                    | 2 | 13% | E                       | 0 | 0%  |                              |   |     |                             |   |     |                                      |   |     |
| 7                    | 5 | 31% |                         |   |     | M5 D                         | 1 | 6%  | E6 C                        | 1 | 6%  |                                      |   |     |
| 8                    | 4 | 25% |                         |   |     | E4 C                         | 1 | 6%  |                             |   |     |                                      |   |     |
| 9                    | 0 | 0%  |                         |   |     |                              |   |     |                             |   |     |                                      |   |     |
| uit                  | 4 | 25% |                         |   |     |                              |   |     |                             |   |     |                                      |   |     |
| <hr/> <b>16</b> 100% |   |     | <hr/> <b>14</b> 100%    |   |     | <hr/> <b>16</b> 100%         |   |     | <hr/> <b>16</b> 100%        |   |     | <hr/> <b>17</b> 100%                 |   |     |

groep 4

1 x dyslexie

| 15-6-2006<br>AVI |             |     |
|------------------|-------------|-----|
| 0                | 0           | 0%  |
| 1                | 0           | 0%  |
| 2                | 0           | 0%  |
| 3                | 2           | 10% |
| 4                | 2           | 10% |
| 5                | 5           | 24% |
| 6                | 5           | 24% |
| 7                | 5           | 24% |
| 8                | 0           | 0%  |
| 9                | 2           | 10% |
| uit              | 0           | 0%  |
| <hr/>            |             |     |
| <b>21</b>        | <b>100%</b> |     |

| 15-6-2006<br>BRUS DL 20 |             |     |
|-------------------------|-------------|-----|
| > 19                    | 10          | 48% |
| > 16                    | 5           | 24% |
| 16                      | 4           | 19% |
| <16                     | 2           | 10% |
| <hr/>                   |             |     |
| <b>21</b>               | <b>100%</b> |     |

| 15-6-2006<br>CITO - spelling |             |     |  |
|------------------------------|-------------|-----|--|
| E4 A                         | 10          | 48% |  |
| B                            | 4           | 19% |  |
| C                            | 2           | 10% |  |
| D                            | 5           | 24% |  |
| E                            | 0           | 0%  |  |
|                              |             | 0%  |  |
|                              |             | 0%  |  |
|                              |             | 0%  |  |
| <hr/>                        |             |     |  |
| <b>21</b>                    | <b>100%</b> |     |  |

| 15-6-2006<br>CITO - rekenen |             |     |  |
|-----------------------------|-------------|-----|--|
| E4 A                        | 6           | 29% |  |
| B                           | 9           | 43% |  |
| C                           | 4           | 19% |  |
| D                           | 1           | 5%  |  |
| E                           | 0           | 0%  |  |
|                             |             | 0%  |  |
| E3 B                        | 1           | 5%  |  |
| <hr/>                       |             |     |  |
| <b>21</b>                   | <b>100%</b> |     |  |

| 15-6-2006<br>CITO - begrijpend lezen |             |     |  |
|--------------------------------------|-------------|-----|--|
| E4 A                                 | 8           | 38% |  |
| B                                    | 4           | 19% |  |
| C                                    | 6           | 29% |  |
| D                                    | 3           | 14% |  |
| E                                    | 0           | 0%  |  |
| <hr/>                                |             |     |  |
| <b>21</b>                            | <b>100%</b> |     |  |

groep 3

1 x REC3 (later LGF)

| 15-6-2006<br>AVI |             |     |
|------------------|-------------|-----|
| 0                | 4           | 13% |
| 1                | 7           | 22% |
| 2                | 10          | 31% |
| 3                | 6           | 19% |
| 4                | 2           | 6%  |
| 5                | 2           | 6%  |
| 6                | 0           | 0%  |
| 7                | 0           | 0%  |
| 8                | 1           | 3%  |
| 9                | 0           | 0%  |
| uit              | 0           | 0%  |
| <hr/>            |             |     |
| <b>32</b>        | <b>100%</b> |     |

| 15-6-2006<br>DMT E3 |             |     |
|---------------------|-------------|-----|
| A                   | 10          | 31% |
| B                   | 4           | 13% |
| C                   | 11          | 34% |
| D                   | 5           | 16% |
| E                   | 2           | 6%  |
| <hr/>               |             |     |
| <b>32</b>           | <b>100%</b> |     |

| 15-6-2006<br>CITO - spelling |             |     |  |
|------------------------------|-------------|-----|--|
| E3 A                         | 3           | 9%  |  |
| B                            | 6           | 19% |  |
| C                            | 10          | 31% |  |
| D                            | 7           | 22% |  |
| E                            | 6           | 19% |  |
| <hr/>                        |             |     |  |
| <b>32</b>                    | <b>100%</b> |     |  |

| 15-6-2006<br>CITO - rekenen |             |     |  |
|-----------------------------|-------------|-----|--|
| E3 A                        | 9           | 28% |  |
| B                           | 13          | 41% |  |
| C                           | 8           | 25% |  |
| D                           | 1           | 3%  |  |
| E                           | 1           | 3%  |  |
| <hr/>                       |             |     |  |
| <b>32</b>                   | <b>100%</b> |     |  |

groep 2

| 15-6-2006<br>TVK |             |     |  |
|------------------|-------------|-----|--|
| E1 A             | 6           | 16% |  |
| B                | 17          | 45% |  |
| C                | 6           | 16% |  |
| D                | 7           | 18% |  |
| E                | 2           | 5%  |  |
| <hr/>            |             |     |  |
| <b>38</b>        | <b>100%</b> |     |  |

| 15-6-2006<br>ordenen |             |     |  |
|----------------------|-------------|-----|--|
| E1 A                 | 15          | 39% |  |
| B                    | 6           | 16% |  |
| C                    | 12          | 32% |  |
| D                    | 3           | 8%  |  |
| E                    | 3           | 8%  |  |
| <hr/>                |             |     |  |
| <b>39</b>            | <b>103%</b> |     |  |

trendanalyse per: 15-6-2007

groep 8

groep 7 1x REC4, 1x NT2, 2x dyslexie

| 15-6-2007 |      |     |
|-----------|------|-----|
| AVI       |      |     |
| 0         | 0    | 0%  |
| 1         | 0    | 0%  |
| 2         | 0    | 0%  |
| 3         | 1    | 9%  |
| 4         | 0    | 0%  |
| 5         | 0    | 0%  |
| 6         | 0    | 0%  |
| 7         | 0    | 0%  |
| 8         | 1    | 9%  |
| 9         | 1    | 9%  |
| uit       | 8    | 73% |
| <hr/>     |      |     |
| 11        | 100% |     |

| 15-6-2007 |      |     |
|-----------|------|-----|
| DMT       |      |     |
| A         | 4    | 36% |
| B         | 1    | 9%  |
| C         | 4    | 36% |
| D         | 2    | 18% |
| E         | 0    | 0%  |
| <hr/>     |      |     |
| 11        | 100% |     |

| 15-6-2007       |      |     |  |
|-----------------|------|-----|--|
| CITO - spelling |      |     |  |
| E7 A            | 1    | 9%  |  |
| B               | 0    | 0%  |  |
| C               | 4    | 36% |  |
| D               | 2    | 18% |  |
| E               | 0    | 0%  |  |
| M7 D            | 1    | 9%  |  |
| M7 D            | 1    | 9%  |  |
| M7 E            | 1    | 9%  |  |
| M3 D            | 1    | 9%  |  |
| <hr/>           |      |     |  |
| 11              | 100% |     |  |

| 15-6-2007      |      |     |
|----------------|------|-----|
| CITO - rekenen |      |     |
| E7 A           | 3    | 27% |
| B              | 3    | 27% |
| C              | 4    | 36% |
| D              | 0    | 0%  |
| E              | 1    | 9%  |
| <hr/>          |      |     |
| 11             | 100% |     |

| 15-6-2007               |      |     |  |
|-------------------------|------|-----|--|
| CITO - begrijpend lezen |      |     |  |
| E7 A                    | 0    | 0%  |  |
| B                       | 4    | 36% |  |
| C                       | 4    | 36% |  |
| D                       | 2    | 18% |  |
| E                       | 0    | 0%  |  |
| niet                    | 1    | 9%  |  |
| <hr/>                   |      |     |  |
| 11                      | 100% |     |  |

groep 6 1x dyslexie, 1 x REC3

| 15-6-2007 |      |     |
|-----------|------|-----|
| AVI       |      |     |
| 1         | 0    | 0%  |
| 2         | 0    | 0%  |
| 3         | 0    | 0%  |
| 4         | 0    | 0%  |
| 5         | 0    | 0%  |
| 6         | 0    | 0%  |
| 7         | 1    | 6%  |
| 8         | 1    | 6%  |
| 9         | 2    | 12% |
| uit       | 13   | 76% |
| <hr/>     |      |     |
| 17        | 100% |     |

| 15-6-2007 |      |     |
|-----------|------|-----|
| DMT       |      |     |
| A         | 7    | 41% |
| B         | 5    | 29% |
| C         | 3    | 18% |
| D         | 2    | 12% |
| E         | 0    | 0%  |
| <hr/>     |      |     |
| 17        | 100% |     |

| 15-6-2007       |      |     |  |
|-----------------|------|-----|--|
| CITO - spelling |      |     |  |
| E6 A            | 0    | 0%  |  |
| B               | 7    | 44% |  |
| C               | 4    | 25% |  |
| D               | 4    | 25% |  |
| E               | 1    | 6%  |  |
| <hr/>           |      |     |  |
| 16              | 100% |     |  |

| 15-6-2007      |      |     |
|----------------|------|-----|
| CITO - rekenen |      |     |
| E6 A           | 3    | 18% |
| B              | 5    | 29% |
| C              | 4    | 24% |
| D              | 2    | 12% |
| E              | 1    | 6%  |
| E5 C           | 1    | 6%  |
| E7 B           | 1    | 6%  |
| <hr/>          |      |     |
| 17             | 100% |     |

| 15-6-2007               |      |     |  |
|-------------------------|------|-----|--|
| CITO - begrijpend lezen |      |     |  |
| E6 A                    | 3    | 19% |  |
| B                       | 5    | 31% |  |
| C                       | 6    | 38% |  |
| D                       | 1    | 6%  |  |
| E                       | 1    | 6%  |  |
| <hr/>                   |      |     |  |
| 16                      | 100% |     |  |

groep 5 2x dyslexie, 1x vermoeden dyslexie

| 15-6-2007 |      |     |
|-----------|------|-----|
| AVI       |      |     |
| 0         | 0    | 0%  |
| 1         | 0    | 0%  |
| 2         | 0    | 0%  |
| 3         | 0    | 0%  |
| 4         | 1    | 6%  |
| 5         | 0    | 0%  |
| 6         | 2    | 11% |
| 7         | 1    | 6%  |
| 8         | 5    | 28% |
| 9         | 2    | 11% |
| uit       | 7    | 39% |
| <hr/>     |      |     |
| 18        | 100% |     |

| 15-6-2007 |      |     |
|-----------|------|-----|
| DMT       |      |     |
| A         | 9    | 50% |
| B         | 2    | 11% |
| C         | 5    | 28% |
| D         | 1    | 6%  |
| E         | 1    | 6%  |
| <hr/>     |      |     |
| 18        | 100% |     |

| 15-6-2007       |      |     |  |
|-----------------|------|-----|--|
| CITO - spelling |      |     |  |
| E5 A            | 7    | 39% |  |
| B               | 2    | 11% |  |
| C               | 7    | 39% |  |
| D               | 2    | 11% |  |
| E               | 0    | 0%  |  |
| <hr/>           |      |     |  |
| 18              | 100% |     |  |

| 15-6-2007      |      |     |
|----------------|------|-----|
| CITO - rekenen |      |     |
| E5 A           | 1    | 6%  |
| B              | 7    | 39% |
| C              | 5    | 28% |
| D              | 3    | 17% |
| E              | 0    | 0%  |
| E4 D           | 1    | 6%  |
| E4 B           | 1    | 6%  |
| <hr/>          |      |     |
| 18             | 100% |     |

| 15-6-2007               |      |     |  |
|-------------------------|------|-----|--|
| CITO - begrijpend lezen |      |     |  |
| E5 A                    | 6    | 32% |  |
| B                       | 9    | 47% |  |
| C                       | 2    | 11% |  |
| D                       | 1    | 5%  |  |
| E                       | 1    | 5%  |  |
| <hr/>                   |      |     |  |
| 19                      | 100% |     |  |

groep 4

1 x REC3, 1 x NT2, 3 x dyslexie, 1 onbekend

| 15-6-2007<br>AVI |    |             |
|------------------|----|-------------|
| 0                | 2  | 5%          |
| 1                | 1  | 3%          |
| 2                | 1  | 3%          |
| 3                | 0  | 0%          |
| 4                | 4  | 11%         |
| 5                | 6  | 16%         |
| 6                | 7  | 18%         |
| 7                | 11 | 29%         |
| 8                | 2  | 5%          |
| 9                | 0  | 0%          |
| uit              | 4  | 11%         |
| <b>38</b>        |    | <b>100%</b> |

| 15-6-2007<br>DMT |    |            |
|------------------|----|------------|
| A                | 10 | 26%        |
| B                | 10 | 26%        |
| C                | 12 | 32%        |
| D                | 2  | 5%         |
| E                | 3  | 8%         |
| niet (NT2)       | 1  |            |
| <b>38</b>        |    | <b>97%</b> |

| 15-6-2007<br>CITO - spelling |    |             |    |
|------------------------------|----|-------------|----|
| E4 A                         | 13 | 34%         |    |
| B                            | 4  | 11%         |    |
| C                            | 13 | 34%         |    |
| D                            | 4  | 11%         |    |
| E                            | 2  | 5%          | 0% |
| E3 E                         | 1  | 3%          |    |
| M3 E                         | 1  | 3%          |    |
| <b>38</b>                    |    | <b>100%</b> |    |

| 15-6-2007<br>CITO - rekenen |    |             |  |
|-----------------------------|----|-------------|--|
| E4 A                        | 10 | 26%         |  |
| B                           | 11 | 29%         |  |
| C                           | 9  | 24%         |  |
| D                           | 1  | 3%          |  |
| E                           | 0  | 0%          |  |
| E3 A                        | 1  | 3%          |  |
| E3 A                        | 1  | 3%          |  |
| E3 C                        | 1  | 3%          |  |
| M3 E                        | 1  | 3%          |  |
| M4 C                        | 1  | 3%          |  |
| E5 B                        | 2  | 5%          |  |
| <b>38</b>                   |    | <b>100%</b> |  |

| 15-6-2007<br>CITO - begrijpend lezen |    |             |  |
|--------------------------------------|----|-------------|--|
| E4 A                                 | 8  | 21%         |  |
| B                                    | 12 | 32%         |  |
| C                                    | 11 | 29%         |  |
| D                                    | 1  | 3%          |  |
| E                                    | 1  | 3%          |  |
| niet                                 | 5  | 13%         |  |
| <b>38</b>                            |    | <b>100%</b> |  |

groep 3

| 15-6-2007<br>AVI |    |             |
|------------------|----|-------------|
| 0                | 0  | 0%          |
| 1                | 11 | 35%         |
| 2                | 11 | 35%         |
| 3                | 7  | 23%         |
| 4                | 1  | 3%          |
| 5                |    | 0%          |
| 6                |    | 0%          |
| 7                | 1  | 3%          |
| 8                |    | 0%          |
| 9                |    | 0%          |
| uit              |    | 0%          |
| <b>31</b>        |    | <b>100%</b> |

| 15-6-2007<br>DMT |    |             |
|------------------|----|-------------|
| A                | 7  | 23%         |
| B                | 7  | 23%         |
| C                | 17 | 55%         |
| D                | 0  | 0%          |
| E                | 0  | 0%          |
| <b>31</b>        |    | <b>100%</b> |

| 15-6-2007<br>CITO - spelling |    |             |  |
|------------------------------|----|-------------|--|
| E3 A                         | 4  | 13%         |  |
| B                            | 8  | 26%         |  |
| C                            | 16 | 52%         |  |
| D                            | 2  | 6%          |  |
| E                            | 1  | 3%          |  |
| <b>31</b>                    |    | <b>100%</b> |  |

| 15-6-2007<br>CITO - rekenen |    |             |  |
|-----------------------------|----|-------------|--|
| E3 A                        | 10 | 32%         |  |
| B                           | 14 | 45%         |  |
| C                           | 5  | 16%         |  |
| D                           | 0  | 0%          |  |
| E                           | 2  | 6%          |  |
| <b>31</b>                   |    | <b>100%</b> |  |

groep 2

| 15-6-2007<br>TVK |    |             |  |
|------------------|----|-------------|--|
| E1 A             | 5  | 13%         |  |
| B                | 16 | 40%         |  |
| C                | 6  | 15%         |  |
| D                | 7  | 18%         |  |
| E                | 2  | 5%          |  |
| ziek             | 4  | 10%         |  |
| <b>40</b>        |    | <b>100%</b> |  |

| 15-6-2007<br>ordenen |    |             |  |
|----------------------|----|-------------|--|
| E1 A                 | 16 | 39%         |  |
| B                    | 7  | 17%         |  |
| C                    | 11 | 27%         |  |
| D                    | 3  | 7%          |  |
| E                    | 4  | 10%         |  |
| <b>41</b>            |    | <b>100%</b> |  |

trendanalyse per:

15-6-2008

groep 8 1 x NT2, 2 x dyslexie, 1 x PDDNOS

| 15-6-2008 |           |             |
|-----------|-----------|-------------|
| AVI       |           |             |
| 1         | 0         | 0%          |
| 2         | 0         | 0%          |
| 3         | 0         | 0%          |
| 4         | 0         | 0%          |
| 5         | 1         | 10%         |
| 6         | 0         | 0%          |
| 7         | 0         | 0%          |
| 8         | 0         | 0%          |
| 9         | 0         | 0%          |
| uit       | 9         | 90%         |
|           | <b>10</b> | <b>100%</b> |

| 15-2-2008 |           |             |
|-----------|-----------|-------------|
| DMT       |           |             |
| A         | 4         | 40%         |
| B         | 1         | 10%         |
| C         | 2         | 20%         |
| D         | 1         | 10%         |
| E         | 2         | 20%         |
|           | <b>10</b> | <b>100%</b> |

| 15-1-2008       |   |           |             |
|-----------------|---|-----------|-------------|
| CITO - spelling |   |           |             |
| M8              | A | 2         | 20%         |
|                 | B | 1         | 10%         |
|                 | C | 3         | 30%         |
|                 | D | 0         | 0%          |
|                 | E | 0         | 0%          |
| E7              | C | 2         | 20%         |
|                 | D | 1         | 10%         |
| E4              | B | 1         | 10%         |
|                 |   | <b>10</b> | <b>100%</b> |

| 15-1-2008      |   |           |             |
|----------------|---|-----------|-------------|
| CITO - rekenen |   |           |             |
| M8             | A | 2         | 20%         |
|                | B | 2         | 20%         |
|                | C | 6         | 60%         |
|                | D | 0         | 0%          |
|                | E | 0         | 0%          |
|                |   | <b>10</b> | <b>100%</b> |

| 15-1-2008               |   |           |             |
|-------------------------|---|-----------|-------------|
| CITO - begrijpend lezen |   |           |             |
| M8                      | A | 1         | 10%         |
|                         | B | 3         | 30%         |
|                         | C | 5         | 50%         |
|                         | D | 0         | 0%          |
|                         | E | 0         | 0%          |
| M5                      | C | 1         | 10%         |
|                         |   | <b>10</b> | <b>100%</b> |

groep 7 1x REC4, 1x REC3, 1x dyslexie, 1 advies s.o.

| 15-6-2008 |           |             |
|-----------|-----------|-------------|
| AVI       |           |             |
| 0         | 0         | 0%          |
| 1         | 1         | 6%          |
| 2         | 0         | 0%          |
| 3         | 0         | 0%          |
| 4         | 0         | 0%          |
| 5         | 0         | 0%          |
| 6         | 0         | 0%          |
| 7         | 0         | 0%          |
| 8         | 0         | 0%          |
| 9         | 1         | 6%          |
| uit       | 16        | 89%         |
|           | <b>18</b> | <b>100%</b> |

| 15-6-2008 |           |             |
|-----------|-----------|-------------|
| DMT       |           |             |
| A         | 5         | 28%         |
| B         | 6         | 33%         |
| C         | 3         | 17%         |
| D         | 3         | 17%         |
| E         | 1         | 6%          |
|           | <b>18</b> | <b>100%</b> |

| 15-6-2008       |   |           |             |
|-----------------|---|-----------|-------------|
| CITO - spelling |   |           |             |
| E7              | A | 0         | 0%          |
|                 | B | 3         | 17%         |
|                 | C | 9         | 50%         |
|                 | D | 4         | 22%         |
|                 | E | 0         | 0%          |
| M7              | C | 1         | 6%          |
| M4              | E | 1         | 6%          |
|                 |   | <b>18</b> | <b>100%</b> |

| 15-6-2008      |   |           |             |
|----------------|---|-----------|-------------|
| CITO - rekenen |   |           |             |
| E7             | A | 3         | 17%         |
|                | B | 5         | 28%         |
|                | C | 3         | 17%         |
|                | D | 3         | 17%         |
|                | E | 1         | 6%          |
| E6             | D | 1         | 6%          |
| E4             | D | 1         | 6%          |
| M8             | C | 1         | 6%          |
|                |   | <b>18</b> | <b>100%</b> |

| 15-1-2008               |   |           |             |
|-------------------------|---|-----------|-------------|
| CITO - begrijpend lezen |   |           |             |
| E7                      | A | 2         | 11%         |
|                         | B | 6         | 33%         |
|                         | C | 4         | 22%         |
|                         | D | 3         | 17%         |
|                         | E | 0         | 0%          |
| M5                      | B | 1         | 6%          |
| niet                    |   | 2         | 11%         |
|                         |   | <b>18</b> | <b>100%</b> |

groep 6 2x dyslexie

| 15-6-2008 |           |             |
|-----------|-----------|-------------|
| AVI       |           |             |
| 1         | 0         | 0%          |
| 2         | 0         | 0%          |
| 3         | 0         | 0%          |
| 4         | 0         | 0%          |
| 5         | 0         | 0%          |
| 6         | 0         | 0%          |
| 7         | 0         | 0%          |
| 8         | 2         | 10%         |
| 9         | 3         | 15%         |
| uit       | 15        | 75%         |
|           | <b>20</b> | <b>100%</b> |

| 15-6-2008 |           |             |
|-----------|-----------|-------------|
| DMT       |           |             |
| A         | 9         | 45%         |
| B         | 4         | 20%         |
| C         | 5         | 25%         |
| D         | 2         | 10%         |
| E         | 0         | 0%          |
|           | <b>20</b> | <b>100%</b> |

| 15-6-2008       |   |           |             |
|-----------------|---|-----------|-------------|
| CITO - spelling |   |           |             |
| E6              | A | 4         | 20%         |
|                 | B | 5         | 25%         |
|                 | C | 9         | 45%         |
|                 | D | 1         | 5%          |
|                 | E | 1         | 5%          |
|                 |   | <b>20</b> | <b>100%</b> |

| 15-6-2008      |   |           |             |
|----------------|---|-----------|-------------|
| CITO - rekenen |   |           |             |
| E6             | A | 1         | 5%          |
|                | B | 4         | 20%         |
|                | C | 8         | 40%         |
|                | D | 5         | 25%         |
|                | E | 1         | 5%          |
| E5             | C | 1         | 5%          |
|                |   | <b>20</b> | <b>100%</b> |

| 15-1-2008               |   |           |             |
|-------------------------|---|-----------|-------------|
| CITO - begrijpend lezen |   |           |             |
| E6                      | A | 4         | 20%         |
|                         | B | 10        | 50%         |
|                         | C | 4         | 20%         |
|                         | D | 2         | 10%         |
|                         | E | 0         | 0%          |
|                         |   | <b>20</b> | <b>100%</b> |

groep 5 1x dyslexie, 1x vermoeden dyslexie, 1x NT2, 1x REC4

| 15-6-2008 |           |             |
|-----------|-----------|-------------|
| AVI       |           |             |
| 0         | 0         | 0%          |
| 1         | 1         | 3%          |
| 2         | 0         | 0%          |
| 3         | 0         | 0%          |
| 4         | 0         | 0%          |
| 5         | 0         | 0%          |
| 6         | 1         | 3%          |
| 7         | 4         | 11%         |
| 8         | 6         | 17%         |
| 9         | 9         | 26%         |
| uit       | 14        | 40%         |
|           | <b>35</b> | <b>100%</b> |

| 15-6-2008 |           |             |
|-----------|-----------|-------------|
| DMT       |           |             |
| A         | 14        | 40%         |
| B         | 8         | 23%         |
| C         | 10        | 29%         |
| D         | 1         | 3%          |
| E         | 2         | 6%          |
|           | <b>35</b> | <b>100%</b> |

| 15-6-2008       |   |           |             |
|-----------------|---|-----------|-------------|
| CITO - spelling |   |           |             |
| E5              | A | 19        | 54%         |
|                 | B | 7         | 20%         |
|                 | C | 4         | 11%         |
|                 | D | 2         | 6%          |
|                 | E | 1         | 3%          |
| E4              | A | 1         | 3%          |
| E3              | E | 1         | 3%          |
|                 |   | <b>35</b> | <b>100%</b> |

| 15-6-2008      |   |           |             |
|----------------|---|-----------|-------------|
| CITO - rekenen |   |           |             |
| E5             | A | 10        | 29%         |
|                | B | 12        | 34%         |
|                | C | 6         | 17%         |
|                | D | 3         | 9%          |
|                | E | 0         | 0%          |
| E6             | B | 1         | 3%          |
|                | C | 1         | 3%          |
| E3             | E | 1         | 3%          |
| E4             | A | 1         | 3%          |
|                |   | <b>35</b> | <b>100%</b> |

| 15-1-2008               |   |           |             |
|-------------------------|---|-----------|-------------|
| CITO - begrijpend lezen |   |           |             |
| E5                      | A | 14        | 40%         |
|                         | B | 13        | 37%         |
|                         | C | 4         | 11%         |
|                         | D | 2         | 6%          |
|                         | E | 1         | 3%          |
| niet                    |   | 1         | 3%          |
|                         |   | <b>35</b> | <b>100%</b> |

groep 4 2x dyslexie, 1x PDD NOS , 2x ADHD, 1x ADD

| 15-6-2008 |             |     |
|-----------|-------------|-----|
| AVI       |             |     |
| 0         | 0           | 0%  |
| 1         | 0           | 0%  |
| 2         | 0           | 0%  |
| 3         | 4           | 12% |
| 4         | 4           | 12% |
| 5         | 6           | 18% |
| 6         | 11          | 32% |
| 7         | 6           | 18% |
| 8         | 2           | 6%  |
| 9         | 1           | 3%  |
| uit       | 0           | 0%  |
| <hr/>     |             |     |
| <b>34</b> | <b>100%</b> |     |

| 15-6-2008 |             |     |
|-----------|-------------|-----|
| DMT       |             |     |
| A         | 6           | 18% |
| B         | 8           | 24% |
| C         | 12          | 35% |
| D         | 5           | 15% |
| E         | 3           | 9%  |
| <hr/>     |             |     |
| <b>34</b> | <b>100%</b> |     |

| 15-6-2008       |             |    |     |
|-----------------|-------------|----|-----|
| CITO - spelling |             |    |     |
| E4              | A           | 4  | 12% |
|                 | B           | 17 | 50% |
|                 | C           | 9  | 26% |
|                 | D           | 3  | 9%  |
|                 | E           | 1  | 3%  |
| <hr/>           |             |    |     |
| <b>34</b>       | <b>100%</b> |    |     |

| 15-6-2008      |             |    |     |
|----------------|-------------|----|-----|
| CITO - rekenen |             |    |     |
| E4             | A           | 11 | 32% |
|                | B           | 13 | 38% |
|                | C           | 7  | 21% |
|                | D           | 1  | 3%  |
|                | E           | 0  | 0%  |
| E3             | B           | 2  | 6%  |
| <hr/>          |             |    |     |
| <b>34</b>      | <b>100%</b> |    |     |

| 15-6-2008               |             |    |     |
|-------------------------|-------------|----|-----|
| CITO - begrijpend lezen |             |    |     |
| E4                      | A           | 4  | 12% |
|                         | B           | 17 | 50% |
|                         | C           | 9  | 26% |
|                         | D           | 3  | 9%  |
|                         | E           | 1  | 3%  |
| <hr/>                   |             |    |     |
| <b>34</b>               | <b>100%</b> |    |     |

groep 3

| 15-6-2008 |            |     |
|-----------|------------|-----|
| AVI       |            |     |
| 0         | 1          | 3%  |
| 1         | 7          | 19% |
| 2         | 8          | 22% |
| 3         | 11         | 31% |
| 4         | 2          | 6%  |
| 5         | 4          | 11% |
| 6         | 3          | 8%  |
| 7         | 0          | 0%  |
| 8         | 0          | 0%  |
| 9         | 0          | 0%  |
| uit       | 0          | 0%  |
| <hr/>     |            |     |
| <b>36</b> | <b>97%</b> |     |

| 15-6-2008 |             |     |
|-----------|-------------|-----|
| DMT       |             |     |
| A         | 17          | 47% |
| B         | 6           | 17% |
| C         | 9           | 25% |
| D         | 4           | 11% |
| E         | 0           | 0%  |
| <hr/>     |             |     |
| <b>36</b> | <b>100%</b> |     |

| 15-6-2008       |             |    |     |
|-----------------|-------------|----|-----|
| CITO - spelling |             |    |     |
| E3              | A           | 9  | 25% |
|                 | B           | 13 | 36% |
|                 | C           | 10 | 28% |
|                 | D           | 3  | 8%  |
|                 | E           | 1  | 3%  |
| <hr/>           |             |    |     |
| <b>36</b>       | <b>100%</b> |    |     |

| 15-6-2008      |             |    |     |
|----------------|-------------|----|-----|
| CITO - rekenen |             |    |     |
| E3             | A           | 22 | 61% |
|                | B           | 11 | 31% |
|                | C           | 1  | 3%  |
|                | D           | 2  | 6%  |
|                | E           | 0  | 0%  |
| <hr/>          |             |    |     |
| <b>36</b>      | <b>100%</b> |    |     |

groep 2

| 15-1-2008 |             |    |     |
|-----------|-------------|----|-----|
| TVK       |             |    |     |
| M2        | A           | 25 | 63% |
|           | B           | 7  | 18% |
|           | C           | 5  | 13% |
|           | D           | 2  | 5%  |
|           | E           | 0  | 0%  |
| ziek      |             | 1  | 3%  |
| <hr/>     |             |    |     |
| <b>40</b> | <b>100%</b> |    |     |

| 15-1-2008 |             |    |     |
|-----------|-------------|----|-----|
| ordenen   |             |    |     |
| M2        | A           | 21 | 53% |
|           | B           | 13 | 33% |
|           | C           | 3  | 8%  |
|           | D           | 1  | 3%  |
|           | E           | 1  | 3%  |
| ziek      |             | 1  | 3%  |
| <hr/>     |             |    |     |
| <b>40</b> | <b>100%</b> |    |     |

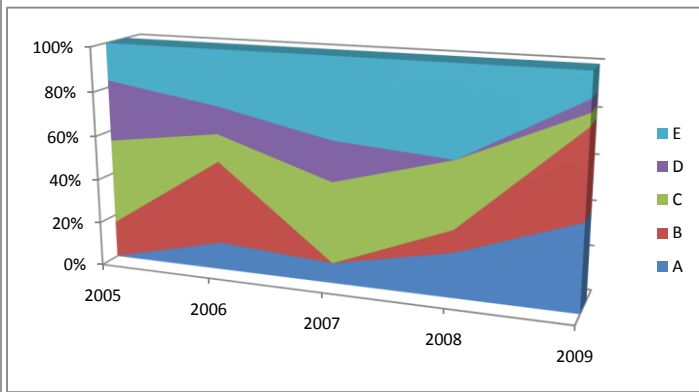
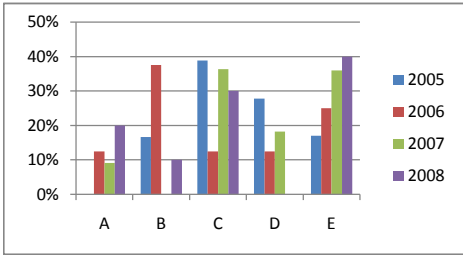
groep 1

| 15-6-2008 |             |    |     |
|-----------|-------------|----|-----|
| TVK       |             |    |     |
| E1        | A           | 7  | 19% |
|           | B           | 10 | 28% |
|           | C           | 9  | 25% |
|           | D           | 9  | 25% |
|           | E           | 1  | 3%  |
| <hr/>     |             |    |     |
| <b>36</b> | <b>100%</b> |    |     |

| 15-6-2008 |             |    |     |
|-----------|-------------|----|-----|
| ordenen   |             |    |     |
| E1        | A           | 13 | 36% |
|           | B           | 11 | 31% |
|           | C           | 6  | 17% |
|           | D           | 5  | 14% |
|           | E           | 1  | 3%  |
| <hr/>     |             |    |     |
| <b>36</b> | <b>100%</b> |    |     |

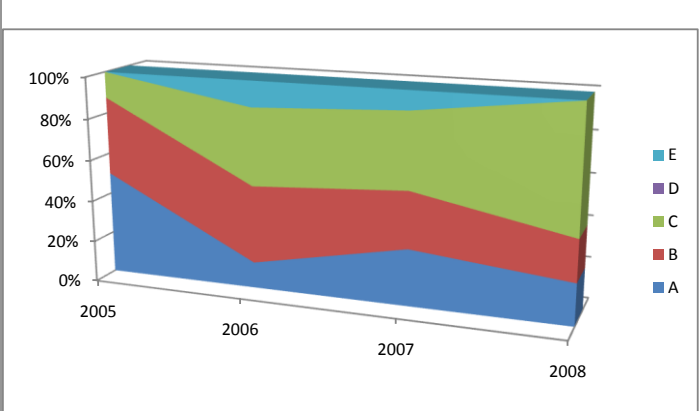
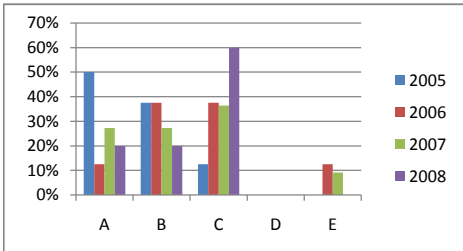
CITO spelling 2005 - 2009

|   | 2005 | 2006 | 2007 | 2008 | 2009 |
|---|------|------|------|------|------|
| A | 0%   | 13%  | 9%   | 20%  | 39%  |
| B | 17%  | 38%  | 0%   | 10%  | 39%  |
| C | 39%  | 13%  | 36%  | 30%  | 6%   |
| D | 28%  | 13%  | 18%  | 0%   | 6%   |
| E | 17%  | 25%  | 36%  | 40%  | 11%  |
|   | 100% | 100% | 100% | 100% | 100% |



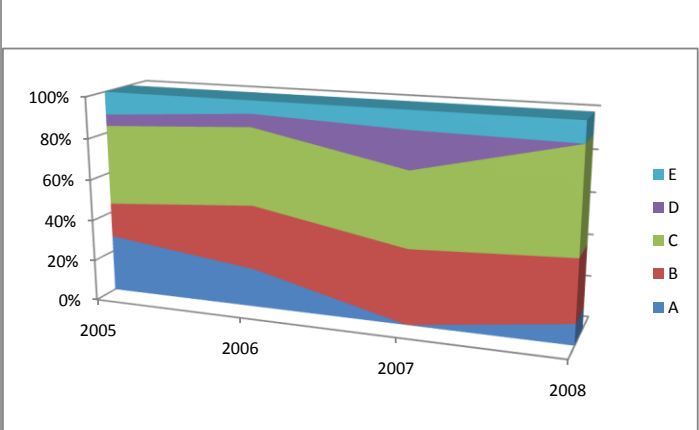
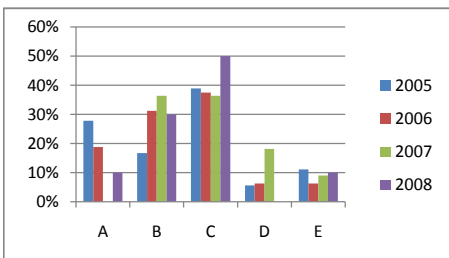
CITO rekenen 2005-2008

|   | 2005 | 2006 | 2007 | 2008 |
|---|------|------|------|------|
| A | 50%  | 13%  | 27%  | 20%  |
| B | 38%  | 38%  | 27%  | 20%  |
| C | 13%  | 38%  | 36%  | 60%  |
| D | 0%   | 0%   | 0%   | 0%   |
| E | 0%   | 13%  | 9%   | 0%   |
|   | 100% | 100% | 100% | 100% |



CITO BL 2005-2008

|   | 2005 | 2006 | 2007 | 2008 |
|---|------|------|------|------|
| A | 28%  | 19%  | 0%   | 10%  |
| B | 17%  | 31%  | 36%  | 30%  |
| C | 39%  | 38%  | 36%  | 50%  |
| D | 6%   | 6%   | 18%  | 0%   |
| E | 11%  | 6%   | 9%   | 10%  |
|   | 100% | 100% | 100% | 100% |



trendanalyse per: 15-1-2007

groep 8

| 15-11-2006 |   |      |
|------------|---|------|
| AVI        |   |      |
| 1          | 0 | 0%   |
| 2          | 0 | 0%   |
| 3          | 0 | 0%   |
| 4          | 0 | 0%   |
| 5          | 0 | 0%   |
| 6          | 0 | 0%   |
| 7          | 0 | 0%   |
| 8          | 0 | 0%   |
| 9          | 0 | 0%   |
| uit        | 7 | 100% |
| <hr/>      |   |      |
|            | 7 | 100% |

| 15-10-2006 |   |      |
|------------|---|------|
| DMT        |   |      |
| A          | 3 | 43%  |
| B          | 3 | 43%  |
| C          | 1 | 14%  |
| D          | 0 | 0%   |
| E          | 0 | 0%   |
| <hr/>      |   |      |
|            | 7 | 100% |

| 15-1-2007       |   |      |
|-----------------|---|------|
| CITO - spelling |   |      |
| M8 A            | 0 | 0%   |
| B               | 2 | 29%  |
| C               | 5 | 71%  |
| D               | 0 | 0%   |
| E               | 0 | 0%   |
| <hr/>           |   |      |
|                 | 7 | 100% |

| 15-1-2007      |   |      |
|----------------|---|------|
| CITO - rekenen |   |      |
| M8 A           | 2 | 29%  |
| B              | 1 | 14%  |
| C              | 3 | 43%  |
| D              | 0 | 0%   |
| E              | 1 | 14%  |
| <hr/>          |   |      |
|                | 7 | 100% |

| 15-1-2007               |   |      |
|-------------------------|---|------|
| CITO - begrijpend lezen |   |      |
| M8 A                    | 0 | 0%   |
| B                       | 1 | 14%  |
| C                       | 3 | 43%  |
| D                       | 3 | 43%  |
| E                       | 0 | 0%   |
| <hr/>                   |   |      |
|                         | 7 | 100% |

groep 7

1x PDDNOS, 2x Dyslexie, 1x NT2

| 15-11-2006 |   |      |
|------------|---|------|
| AVI        |   |      |
| 0          | 1 | 13%  |
| 1          | 0 | 0%   |
| 2          | 0 | 0%   |
| 3          | 0 | 0%   |
| 4          | 0 | 0%   |
| 5          | 0 | 0%   |
| 6          | 0 | 0%   |
| 7          | 0 | 0%   |
| 8          | 0 | 0%   |
| 9          | 0 | 0%   |
| uit        | 7 | 88%  |
| <hr/>      |   |      |
|            | 8 | 100% |

| 15-10-2006 |    |     |
|------------|----|-----|
| DMT        |    |     |
| A          | 4  | 36% |
| B          | 2  | 18% |
| C          | 3  | 27% |
| D          | 0  | 0%  |
| E          | 1  | 9%  |
| niet       | 1  | 9%  |
| <hr/>      |    |     |
|            | 11 | 91% |

| 15-1-2007       |    |      |
|-----------------|----|------|
| CITO - spelling |    |      |
| M7 A            | 1  | 9%   |
| B               | 1  | 9%   |
| C               | 1  | 9%   |
| D               | 3  | 27%  |
| E               | 1  | 9%   |
| niet            | 1  | 9%   |
| E6 C            | 1  | 9%   |
| D               | 1  | 9%   |
| E               | 1  | 9%   |
| <hr/>           |    |      |
|                 | 11 | 100% |

| 15-1-2007      |    |      |
|----------------|----|------|
| CITO - rekenen |    |      |
| M7 A           | 1  | 9%   |
| B              | 3  | 27%  |
| C              | 5  | 45%  |
| D              | 0  | 0%   |
| E              | 1  | 9%   |
| niet           | 1  | 9%   |
| <hr/>          |    |      |
|                | 11 | 100% |

| 15-1-2007               |    |      |
|-------------------------|----|------|
| CITO - begrijpend lezen |    |      |
| M7 A                    | 0  | 0%   |
| B                       | 4  | 36%  |
| C                       | 4  | 36%  |
| D                       | 2  | 18%  |
| E                       | 0  | 0%   |
| niet                    | 1  | 9%   |
| <hr/>                   |    |      |
|                         | 11 | 100% |

groep 6

1x dyslexie, 1x REC aanvraag (later REC3)

| 15-11-2006 |    |      |
|------------|----|------|
| AVI        |    |      |
| 1          | 0  | 0%   |
| 2          | 0  | 0%   |
| 3          | 0  | 0%   |
| 4          | 0  | 0%   |
| 5          | 0  | 0%   |
| 6          | 1  | 6%   |
| 7          | 1  | 6%   |
| 8          | 7  | 44%  |
| 9          | 7  | 44%  |
| uit        | 0  | 0%   |
| <hr/>      |    |      |
|            | 16 | 100% |

| 15-10-2006 |    |      |
|------------|----|------|
| DMT        |    |      |
| A          | 6  | 38%  |
| B          | 0  | 0%   |
| C          | 7  | 44%  |
| D          | 2  | 13%  |
| E          | 1  | 6%   |
| <hr/>      |    |      |
|            | 16 | 100% |

| 15-1-2007       |    |      |
|-----------------|----|------|
| CITO - spelling |    |      |
| M6 A            | 1  | 6%   |
| B               | 5  | 31%  |
| C               | 3  | 19%  |
| D               | 6  | 38%  |
| E               | 0  | 0%   |
| M5 C            | 1  | 6%   |
| <hr/>           |    |      |
|                 | 16 | 100% |

| 15-1-2007      |    |      |
|----------------|----|------|
| CITO - rekenen |    |      |
| M6 A           | 2  | 13%  |
| B              | 6  | 38%  |
| C              | 4  | 25%  |
| D              | 2  | 13%  |
| E              | 0  | 0%   |
| M7 B           | 1  | 6%   |
| M5 C           | 1  | 6%   |
| <hr/>          |    |      |
|                | 16 | 100% |

| 15-1-2007               |    |      |
|-------------------------|----|------|
| CITO - begrijpend lezen |    |      |
| M6 A                    | 6  | 38%  |
| B                       | 3  | 19%  |
| C                       | 4  | 25%  |
| D                       | 3  | 19%  |
| E                       | 0  | 0%   |
| <hr/>                   |    |      |
|                         | 16 | 100% |

groep 5

2x dyslexie

| 15-11-2006 |    |      |
|------------|----|------|
| AVI        |    |      |
| 0          | 0  | 0%   |
| 1          | 0  | 0%   |
| 2          | 0  | 0%   |
| 3          | 1  | 5%   |
| 4          | 0  | 0%   |
| 5          | 2  | 11%  |
| 6          | 5  | 26%  |
| 7          | 3  | 16%  |
| 8          | 5  | 26%  |
| 9          | 3  | 16%  |
| uit        | 0  | 0%   |
| <hr/>      |    |      |
|            | 19 | 100% |

| 15-10-2006 |    |      |
|------------|----|------|
| DMT        |    |      |
| A          | 4  | 21%  |
| B          | 6  | 32%  |
| C          | 5  | 26%  |
| D          | 4  | 21%  |
| E          | 0  | 0%   |
| <hr/>      |    |      |
|            | 19 | 100% |

| 15-1-2007       |    |      |
|-----------------|----|------|
| CITO - spelling |    |      |
| M5 A            | 4  | 21%  |
| B               | 5  | 26%  |
| C               | 4  | 21%  |
| D               | 4  | 21%  |
| E               | 2  | 11%  |
| <hr/>           |    |      |
|                 | 19 | 100% |

| 15-1-2007      |    |      |
|----------------|----|------|
| CITO - rekenen |    |      |
| M5 A           | 4  | 21%  |
| B              | 6  | 32%  |
| C              | 7  | 37%  |
| D              | 0  | 0%   |
| E              | 1  | 5%   |
| M4 C           | 1  | 5%   |
| <hr/>          |    |      |
|                | 19 | 100% |

| 15-1-2007               |    |      |
|-------------------------|----|------|
| CITO - begrijpend lezen |    |      |
| M5 A                    | 5  | 26%  |
| B                       | 10 | 53%  |
| C                       | 2  | 11%  |
| D                       | 1  | 5%   |
| E                       | 1  | 5%   |
| <hr/>                   |    |      |
|                         | 19 | 100% |



## trendanalyse per 15-1-2008

### groep 8

1x PDD NOS, 2x dyslexie, 1x NT2

| 15-10-2007 |      |     |
|------------|------|-----|
| AVI        |      |     |
| 1          | 0    | 0%  |
| 2          | 0    | 0%  |
| 3          | 0    | 0%  |
| 4          | 1    | 10% |
| 5          | 0    | 0%  |
| 6          | 0    | 0%  |
| 7          | 0    | 0%  |
| 8          | 0    | 0%  |
| 9          | 0    | 0%  |
| uit        | 9    | 90% |
| <hr/>      |      |     |
| 10         | 100% |     |

| 15-10-2007 |      |     |
|------------|------|-----|
| DMT        |      |     |
| A          | 4    | 40% |
| B          | 1    | 10% |
| C          | 2    | 20% |
| D          | 1    | 10% |
| E          | 2    | 20% |
| <hr/>      |      |     |
| 10         | 100% |     |

| 15-1-2008       |      |     |
|-----------------|------|-----|
| CITO - spelling |      |     |
| M8 A            | 2    | 20% |
| B               | 1    | 10% |
| C               | 3    | 30% |
| D               | 0    | 0%  |
| E               | 0    | 0%  |
| E7 C            | 2    | 20% |
| E7 D            | 1    | 10% |
| E4 B            | 1    | 10% |
| <hr/>           |      |     |
| 10              | 100% |     |

| 15-1-2008      |      |     |
|----------------|------|-----|
| CITO - rekenen |      |     |
| M8 A           | 2    | 20% |
| B              | 2    | 20% |
| C              | 6    | 60% |
| D              | 0    | 0%  |
| E              | 0    | 0%  |
| <hr/>          |      |     |
| 10             | 100% |     |

| 15-1-2008               |      |     |
|-------------------------|------|-----|
| CITO - begrijpend lezen |      |     |
| M8 A                    | 1    | 10% |
| B                       | 3    | 30% |
| C                       | 5    | 50% |
| D                       | 0    | 0%  |
| E                       | 0    | 0%  |
| anders                  | 1    | 10% |
| (NT2)                   |      | 0%  |
| <hr/>                   |      |     |
| 10                      | 100% |     |

### groep 7

1x REC4, 1x REC3, 1x dyslexie

| 15-10-2007 |      |     |
|------------|------|-----|
| AVI        |      |     |
| 0          | 1    | 6%  |
| 1          | 0    | 0%  |
| 2          | 0    | 0%  |
| 3          | 0    | 0%  |
| 4          | 0    | 0%  |
| 5          | 0    | 0%  |
| 6          | 0    | 0%  |
| 7          | 0    | 0%  |
| 8          | 1    | 6%  |
| 9          | 0    | 0%  |
| uit        | 16   | 89% |
| <hr/>      |      |     |
| 18         | 100% |     |

| 15-10-2007 |      |     |
|------------|------|-----|
| DMT        |      |     |
| A          | 5    | 28% |
| B          | 5    | 28% |
| C          | 3    | 17% |
| D          | 4    | 22% |
| E          | 1    | 6%  |
| <hr/>      |      |     |
| 18         | 100% |     |

| 15-1-2008       |      |     |
|-----------------|------|-----|
| CITO - spelling |      |     |
| M7 A            | 1    | 6%  |
| B               | 2    | 11% |
| C               | 12   | 67% |
| D               | 1    | 6%  |
| E               | 0    | 0%  |
| E6 B            | 1    | 6%  |
| M4 E            | 1    | 6%  |
| <hr/>           |      |     |
| 18              | 100% |     |

| 15-1-2008      |      |     |
|----------------|------|-----|
| CITO - rekenen |      |     |
| M7 A           | 4    | 22% |
| B              | 4    | 22% |
| C              | 5    | 28% |
| D              | 2    | 11% |
| E              | 0    | 0%  |
| M8 C           | 1    | 6%  |
| M6 B           | 1    | 6%  |
| E4 E           | 1    | 6%  |
| <hr/>          |      |     |
| 18             | 100% |     |

| 15-1-2008               |      |     |
|-------------------------|------|-----|
| CITO - begrijpend lezen |      |     |
| M7 A                    | 2    | 11% |
| B                       | 6    | 33% |
| C                       | 4    | 22% |
| D                       | 3    | 17% |
| E                       | 0    | 0%  |
| M5 E                    | 1    | 6%  |
| afwezig                 | 1    | 6%  |
| REC                     | 1    | 6%  |
| <hr/>                   |      |     |
| 18                      | 100% |     |

### groep 6

2x dyslexie

| 15-10-2007 |      |     |
|------------|------|-----|
| AVI        |      |     |
| 1          | 0    | 0%  |
| 2          | 0    | 0%  |
| 3          | 0    | 0%  |
| 4          | 0    | 0%  |
| 5          | 0    | 0%  |
| 6          | 0    | 0%  |
| 7          | 1    | 5%  |
| 8          | 2    | 10% |
| 9          | 11   | 55% |
| uit        | 6    | 30% |
| <hr/>      |      |     |
| 20         | 100% |     |

| 15-10-2007 |      |     |
|------------|------|-----|
| DMT        |      |     |
| A          | 7    | 35% |
| B          | 7    | 35% |
| C          | 5    | 25% |
| D          | 1    | 5%  |
| E          | 0    | 0%  |
| <hr/>      |      |     |
| 20         | 100% |     |

| 15-1-2008       |      |     |
|-----------------|------|-----|
| CITO - spelling |      |     |
| M6 A            | 4    | 20% |
| B               | 4    | 20% |
| C               | 8    | 40% |
| D               | 3    | 15% |
| E               | 1    | 5%  |
| <hr/>           |      |     |
| 20              | 100% |     |

| 15-1-2008      |      |     |
|----------------|------|-----|
| CITO - rekenen |      |     |
| M6 A           | 3    | 15% |
| B              | 4    | 20% |
| C              | 8    | 40% |
| D              | 2    | 10% |
| E              | 2    | 10% |
| M5 C           | 1    | 5%  |
| <hr/>          |      |     |
| 20             | 100% |     |

| 15-1-2008               |      |     |
|-------------------------|------|-----|
| CITO - begrijpend lezen |      |     |
| M6 A                    | 4    | 20% |
| B                       | 10   | 50% |
| C                       | 4    | 20% |
| D                       | 2    | 10% |
| E                       | 0    | 0%  |
| <hr/>                   |      |     |
| 20                      | 100% |     |

### groep 5

1x dyslexie, 1x vermoeden dyslexie, 1x NT2, 1x REC4

| 15-10-2007 |     |     |
|------------|-----|-----|
| AVI        |     |     |
| 0          | 1   | 3%  |
| 1          | 0   | 0%  |
| 2          | 0   | 0%  |
| 3          | 0   | 0%  |
| 4          | 0   | 0%  |
| 5          | 3   | 9%  |
| 6          | 6   | 17% |
| 7          | 10  | 29% |
| 8          | 8   | 23% |
| 9          | 2   | 6%  |
| uit        | 5   | 14% |
| <hr/>      |     |     |
| 35         | 97% |     |

| 15-10-2007 |      |     |
|------------|------|-----|
| DMT        |      |     |
| A          | 14   | 40% |
| B          | 6    | 17% |
| C          | 12   | 34% |
| D          | 2    | 6%  |
| E          | 0    | 0%  |
| anders     | 1    | 3%  |
| <hr/>      |      |     |
| 35         | 100% |     |

| 15-1-2008       |      |     |
|-----------------|------|-----|
| CITO - spelling |      |     |
| M5 A            | 12   | 34% |
| B               | 10   | 29% |
| C               | 8    | 23% |
| D               | 2    | 6%  |
| E               | 2    | 6%  |
| anders          | 1    | 3%  |
| <hr/>           |      |     |
| 35              | 100% |     |

| 15-1-2008      |      |     |
|----------------|------|-----|
| CITO - rekenen |      |     |
| M5 A           | 4    | 11% |
| B              | 15   | 43% |
| C              | 10   | 29% |
| D              | 3    | 9%  |
| E              | 0    | 0%  |
| M6 C           | 1    | 3%  |
| M6 B           | 1    | 3%  |
| M3 D           | 1    | 3%  |
| <hr/>          |      |     |
| 35             | 100% |     |

| 15-1-2008               |      |     |
|-------------------------|------|-----|
| CITO - begrijpend lezen |      |     |
| M5 A                    | 14   | 40% |
| B                       | 13   | 37% |
| C                       | 4    | 11% |
| D                       | 2    | 6%  |
| E                       | 1    | 3%  |
| anders                  | 1    | 3%  |
| <hr/>                   |      |     |
| 35                      | 100% |     |

groep 4

2x dyslexie, 1x PDD NOS, 1x ADHD, 1x ADD

| 15-10-2007 |             |     |
|------------|-------------|-----|
| AVI        |             |     |
| 0          | 0           | 0%  |
| 1          | 0           | 0%  |
| 2          | 11          | 32% |
| 3          | 7           | 21% |
| 4          | 7           | 21% |
| 5          | 4           | 12% |
| 6          | 4           | 12% |
| 7          | 0           | 0%  |
| 8          | 1           | 3%  |
| 9          | 0           | 0%  |
| uit        | 0           | 0%  |
| <b>34</b>  | <b>100%</b> |     |

| 15-10-2007 |             |     |
|------------|-------------|-----|
| DMT        |             |     |
| A          | 7           | 21% |
| B          | 10          | 29% |
| C          | 12          | 35% |
| D          | 4           | 12% |
| E          | 1           | 3%  |
| <b>34</b>  | <b>100%</b> |     |

| 15-1-2008       |             |     |  |
|-----------------|-------------|-----|--|
| CITO - spelling |             |     |  |
| M4 A            | 7           | 21% |  |
| B               | 16          | 47% |  |
| C               | 5           | 15% |  |
| D               | 5           | 15% |  |
| E               | 1           | 3%  |  |
|                 |             | 0%  |  |
|                 |             | 0%  |  |
|                 |             | 0%  |  |
| <b>34</b>       | <b>100%</b> |     |  |

| 15-1-2008      |             |     |  |
|----------------|-------------|-----|--|
| CITO - rekenen |             |     |  |
| M4 A           | 14          | 41% |  |
| B              | 14          | 41% |  |
| C              | 4           | 12% |  |
| D              | 0           | 0%  |  |
| E              | 0           | 0%  |  |
|                |             | 0%  |  |
| M3 B           | 1           | 3%  |  |
| M3 B           | 1           | 3%  |  |
| <b>34</b>      | <b>100%</b> |     |  |

groep 3

| 15-3-2008 |             |     |
|-----------|-------------|-----|
| AVI       |             |     |
| 0         | 9           | 24% |
| 1         | 13          | 35% |
| 2         | 6           | 16% |
| 3         | 4           | 11% |
| 4         | 2           | 5%  |
| 5         | 3           | 8%  |
| 6         |             | 0%  |
| 7         |             | 0%  |
| 8         |             | 0%  |
| 9         |             | 0%  |
| uit       |             | 0%  |
| <b>37</b> | <b>100%</b> |     |

| 15-10-2007 |             |     |
|------------|-------------|-----|
| DMT        |             |     |
| A          | 16          | 44% |
| B          | 3           | 8%  |
| C          | 14          | 39% |
| D          | 2           | 6%  |
| E          | 1           | 3%  |
| (- Timo)   |             |     |
| <b>36</b>  | <b>100%</b> |     |

| 15-2-2008       |             |     |  |
|-----------------|-------------|-----|--|
| CITO - spelling |             |     |  |
| M3 A            | 5           | 14% |  |
| B               | 22          | 59% |  |
| C               | 7           | 19% |  |
| D               | 3           | 8%  |  |
| E               | 0           | 0%  |  |
| <b>37</b>       | <b>100%</b> |     |  |

| 15-1-2008      |             |     |  |
|----------------|-------------|-----|--|
| CITO - rekenen |             |     |  |
| M3 A           | 14          | 38% |  |
| B              | 18          | 49% |  |
| C              | 2           | 5%  |  |
| D              | 2           | 5%  |  |
| E              | 1           | 3%  |  |
| <b>37</b>      | <b>100%</b> |     |  |

groep 2

| 15-1-2008 |             |     |  |
|-----------|-------------|-----|--|
| TVK       |             |     |  |
| M2 A      | 25          | 63% |  |
| B         | 7           | 18% |  |
| C         | 5           | 13% |  |
| D         | 2           | 5%  |  |
| E         | 0           | 0%  |  |
| ziek      | 1           | 3%  |  |
| <b>40</b> | <b>100%</b> |     |  |

| 15-1-2008 |             |     |  |
|-----------|-------------|-----|--|
| ordenen   |             |     |  |
| M2 A      | 21          | 53% |  |
| B         | 13          | 33% |  |
| C         | 3           | 8%  |  |
| D         | 1           | 3%  |  |
| E         | 1           | 3%  |  |
| ziek      | 1           | 3%  |  |
| <b>40</b> | <b>100%</b> |     |  |

trendanalyse per:

15-1-2009

groep 8 1x REC3, 1x REC4, 1x dyslexie

| 15-10-2008 |    |             |
|------------|----|-------------|
| AVI        |    |             |
| 1          | 0  | 0%          |
| 2          | 1  | 6%          |
| 3          | 0  | 0%          |
| 4          | 0  | 0%          |
| 5          | 0  | 0%          |
| 6          | 0  | 0%          |
| 7          | 0  | 0%          |
| 8          | 0  | 0%          |
| 9          | 0  | 0%          |
| uit        | 17 | 94%         |
| <hr/>      |    |             |
| <b>18</b>  |    | <b>100%</b> |

| 15-10-2008 |   |             |
|------------|---|-------------|
| DMT        |   |             |
| A          | 5 | 28%         |
| B          | 8 | 44%         |
| C          | 2 | 11%         |
| D          | 1 | 6%          |
| E          | 2 | 11%         |
| <hr/>      |   |             |
| <b>18</b>  |   | <b>100%</b> |

| 15-1-2009       |   |             |
|-----------------|---|-------------|
| CITO - spelling |   |             |
| M8              | A | 7 39%       |
|                 | B | 7 39%       |
|                 | C | 1 6%        |
|                 | D | 1 6%        |
|                 | E | 1 6%        |
| M4              | D | 1 6%        |
| <hr/>           |   |             |
| <b>18</b>       |   | <b>100%</b> |

| 15-1-2009      |   |             |
|----------------|---|-------------|
| CITO - rekenen |   |             |
| M8             | A | 7 39%       |
|                | B | 3 17%       |
|                | C | 6 33%       |
|                | D | 0 0%        |
|                | E | 0 0%        |
| M7             | D | 1 6%        |
| M5             | D | 1 6%        |
| <hr/>          |   |             |
| <b>18</b>      |   | <b>100%</b> |

| 15-1-2009               |     |             |
|-------------------------|-----|-------------|
| CITO - begrijpend lezen |     |             |
| M8                      | A   | 3 17%       |
|                         | B   | 6 33%       |
|                         | C   | 4 22%       |
|                         | D   | 3 17%       |
|                         | E   | 0 0%        |
| M6                      | B   | 1 6%        |
| niet                    | Val | 1 6%        |
| <hr/>                   |     |             |
| <b>18</b>               |     | <b>100%</b> |

groep 7 2x dyslexie

| 15-10-2008 |    |             |
|------------|----|-------------|
| AVI        |    |             |
| 0          | 0  | 0%          |
| 1          | 0  | 0%          |
| 2          | 0  | 0%          |
| 3          | 0  | 0%          |
| 4          | 0  | 0%          |
| 5          | 0  | 0%          |
| 6          | 0  | 0%          |
| 7          | 0  | 0%          |
| 8          | 0  | 0%          |
| 9          | 4  | 20%         |
| uit        | 16 | 80%         |
| <hr/>      |    |             |
| <b>20</b>  |    | <b>100%</b> |

| 15-10-2008 |   |             |
|------------|---|-------------|
| DMT        |   |             |
| A          | 7 | 35%         |
| B          | 8 | 40%         |
| C          | 2 | 10%         |
| D          | 3 | 15%         |
| E          | 0 | 0%          |
| <hr/>      |   |             |
| <b>20</b>  |   | <b>100%</b> |

| 15-1-2009       |   |              |
|-----------------|---|--------------|
| CITO - spelling |   |              |
| E7              | A | 2 10%        |
|                 | B | 5 25%        |
|                 | C | 5 25%        |
|                 | D | 7 <b>35%</b> |
|                 | E | 1 <b>5%</b>  |
| <hr/>           |   |              |
| <b>20</b>       |   | <b>100%</b>  |

| 15-1-2009      |   |              |
|----------------|---|--------------|
| CITO - rekenen |   |              |
| E7             | A | 2 10%        |
|                | B | 6 30%        |
|                | C | 7 35%        |
|                | D | 3 <b>15%</b> |
|                | E | 1 <b>5%</b>  |
| M6             | E | 1 5%         |
| <hr/>          |   |              |
| <b>20</b>      |   | <b>100%</b>  |

| 15-1-2009               |   |              |
|-------------------------|---|--------------|
| CITO - begrijpend lezen |   |              |
| E7                      | A | 5 25%        |
|                         | B | 2 10%        |
|                         | C | 5 25%        |
|                         | D | 8 <b>40%</b> |
|                         | E | 0 <b>0%</b>  |
| <hr/>                   |   |              |
| <b>20</b>               |   | <b>100%</b>  |

groep 6 1x dyslexie, 1x REC4

| 15-10-2008 |    |             |
|------------|----|-------------|
| AVI        |    |             |
| 1          | 0  | 0%          |
| 2          | 0  | 0%          |
| 3          | 0  | 0%          |
| 4          | 0  | 0%          |
| 5          | 0  | 0%          |
| 6          | 1  | 3%          |
| 7          | 1  | 3%          |
| 8          | 5  | 15%         |
| 9          | 6  | 18%         |
| uit        | 21 | 62%         |
| <hr/>      |    |             |
| <b>34</b>  |    | <b>100%</b> |

| 15-10-2008 |    |             |
|------------|----|-------------|
| DMT        |    |             |
| A          | 15 | 44%         |
| B          | 12 | 35%         |
| C          | 4  | 12%         |
| D          | 3  | 9%          |
| E          | 0  | 0%          |
| <hr/>      |    |             |
| <b>34</b>  |    | <b>100%</b> |

| 15-1-2009       |   |             |
|-----------------|---|-------------|
| CITO - spelling |   |             |
| E6              | A | 7 21%       |
|                 | B | 11 32%      |
|                 | C | 10 29%      |
|                 | D | 6 18%       |
|                 | E | 0 0%        |
| <hr/>           |   |             |
| <b>34</b>       |   | <b>100%</b> |

| 15-1-2009      |        |             |
|----------------|--------|-------------|
| CITO - rekenen |        |             |
| E6             | A      | 9 26%       |
|                | B      | 12 35%      |
|                | C      | 9 26%       |
|                | D      | 2 6%        |
|                | E      | 2 6%        |
| M7             | Daniel |             |
| <hr/>          |        |             |
| <b>34</b>      |        | <b>100%</b> |

| 15-1-2009               |   |             |
|-------------------------|---|-------------|
| CITO - begrijpend lezen |   |             |
| E6                      | A | 12 35%      |
|                         | B | 11 32%      |
|                         | C | 9 26%       |
|                         | D | 2 6%        |
|                         | E | 0 0%        |
| <hr/>                   |   |             |
| <b>34</b>               |   | <b>100%</b> |

groep 5 2x dyslexie, 1x ADHD, 1x PDDNOS

| 15-10-2008 |    |             |
|------------|----|-------------|
| AVI        |    |             |
| 0          | 0  | 0%          |
| 1          | 0  | 0%          |
| 2          | 0  | 0%          |
| 3          | 0  | 0%          |
| 4          | 1  | 3%          |
| 5          | 5  | 15%         |
| 6          | 11 | 33%         |
| 7          | 6  | 18%         |
| 8          | 5  | 15%         |
| 9          | 1  | 3%          |
| uit        | 4  | 12%         |
| <hr/>      |    |             |
| <b>33</b>  |    | <b>100%</b> |

| 15-10-2008 |    |             |
|------------|----|-------------|
| DMT        |    |             |
| A          | 9  | 27%         |
| B          | 5  | 15%         |
| C          | 14 | 42%         |
| D          | 3  | 9%          |
| E          | 2  | 6%          |
| <hr/>      |    |             |
| <b>33</b>  |    | <b>100%</b> |

| 15-1-2009       |   |              |
|-----------------|---|--------------|
| CITO - spelling |   |              |
| E5              | A | 4 13%        |
|                 | B | 9 28%        |
|                 | C | 8 25%        |
|                 | D | 9 <b>28%</b> |
|                 | E | 2 <b>6%</b>  |
| <hr/>           |   |              |
| <b>32</b>       |   | <b>100%</b>  |

| 15-1-2009      |   |             |
|----------------|---|-------------|
| CITO - rekenen |   |             |
| E5             | A | 8 25%       |
|                | B | 17 53%      |
|                | C | 4 13%       |
|                | D | 2 6%        |
|                | E | 0 0%        |
| M4             | B | 1 3%        |
| <hr/>          |   |             |
| <b>32</b>      |   | <b>100%</b> |

| 15-1-2009               |   |             |
|-------------------------|---|-------------|
| CITO - begrijpend lezen |   |             |
| E5                      | A | 10 31%      |
|                         | B | 7 22%       |
|                         | C | 10 31%      |
|                         | D | 5 16%       |
|                         | E | 0 0%        |
| <hr/>                   |   |             |
| <b>32</b>               |   | <b>100%</b> |

groep 4 1x ADHD

| 15-10-2008 |   |      |
|------------|---|------|
| AVI        |   |      |
| 0          | 0 | 0%   |
| 1          | 1 | 3%   |
| 2          | 6 | 18%  |
| 3          | 6 | 18%  |
| 4          | 8 | 24%  |
| 5          | 3 | 9%   |
| 6          | 2 | 6%   |
| 7          | 5 | 15%  |
| 8          | 2 | 6%   |
| 9          | 1 | 3%   |
| uit        | 0 | 0%   |
| <hr/>      |   |      |
| <hr/>      |   |      |
| 34         |   | 100% |

| 15-10-2008 |    |      |
|------------|----|------|
| DMT        |    |      |
| A          | 12 | 35%  |
| B          | 6  | 18%  |
| C          | 12 | 35%  |
| D          | 2  | 6%   |
| E          | 2  | 6%   |
| <hr/>      |    |      |
| <hr/>      |    |      |
| 34         |    | 100% |

| 15-1-2009       |   |      |     |
|-----------------|---|------|-----|
| CITO - spelling |   |      |     |
| E4              | A | 8    | 24% |
|                 | B | 7    | 21% |
|                 | C | 16   | 48% |
|                 | D | 2    | 6%  |
|                 | E | 0    | 0%  |
| <hr/>           |   |      |     |
| <hr/>           |   |      |     |
| 33              |   | 100% |     |

| 15-1-2009      |   |      |     |
|----------------|---|------|-----|
| CITO - rekenen |   |      |     |
| E4             | A | 16   | 48% |
|                | B | 10   | 30% |
|                | C | 5    | 15% |
|                | D | 2    | 6%  |
|                | E | 0    | 0%  |
| <hr/>          |   |      |     |
| <hr/>          |   |      |     |
| 33             |   | 100% |     |

groep 3 1x REC3, REC4

| 15-12-2008 |    |      |
|------------|----|------|
| DMT        |    |      |
| A          | 19 | 53%  |
| B          | 1  | 3%   |
| C          | 16 | 44%  |
| D          | 0  | 0%   |
| E          | 0  | 0%   |
| <hr/>      |    |      |
| <hr/>      |    |      |
| 36         |    | 100% |

| 15-2-2009       |   |      |     |
|-----------------|---|------|-----|
| CITO - spelling |   |      |     |
| E3              | A | 12   | 33% |
|                 | B | 12   | 33% |
|                 | C | 6    | 17% |
|                 | D | 6    | 17% |
|                 | E | 0    | 0%  |
| <hr/>           |   |      |     |
| <hr/>           |   |      |     |
| 36              |   | 100% |     |

| 15-1-2009      |   |      |     |
|----------------|---|------|-----|
| CITO - rekenen |   |      |     |
| E3             | A | 17   | 47% |
|                | B | 11   | 31% |
|                | C | 5    | 14% |
|                | D | 1    | 3%  |
|                | E | 2    | 6%  |
| <hr/>          |   |      |     |
| <hr/>          |   |      |     |
| 36             |   | 100% |     |

groep 2 2x ADHD - PDDNOS

| 15-1-2009 |   |      |     |
|-----------|---|------|-----|
| TVK       |   |      |     |
| E1        | A | 21   | 57% |
|           | B | 14   | 38% |
|           | C | 1    | 3%  |
|           | D | 1    | 3%  |
|           | E | 0    | 0%  |
| <hr/>     |   |      |     |
| <hr/>     |   |      |     |
| 37        |   | 100% |     |

| 15-1-2009 |   |      |     |
|-----------|---|------|-----|
| ordenen   |   |      |     |
| E1        | A | 16   | 42% |
|           | B | 17   | 45% |
|           | C | 4    | 11% |
|           | D | 1    | 3%  |
|           | E | 0    | 0%  |
| <hr/>     |   |      |     |
| <hr/>     |   |      |     |
| 38        |   | 100% |     |

trendanalyse per: 15-6-2009

groep 8 1x REC3, 1x REC4, 1x dyslexie

| 15-10-2008 |    |      |
|------------|----|------|
| AVI        |    |      |
| 1          | 0  | 0%   |
| 2          | 1  | 6%   |
| 3          | 0  | 0%   |
| 4          | 0  | 0%   |
| 5          | 0  | 0%   |
| 6          | 0  | 0%   |
| 7          | 0  | 0%   |
| 8          | 0  | 0%   |
| 9          | 0  | 0%   |
| uit        | 17 | 94%  |
| <hr/>      |    |      |
| 18         |    | 100% |

| 15-10-2008 |   |      |
|------------|---|------|
| DMT        |   |      |
| A          | 5 | 28%  |
| B          | 8 | 44%  |
| C          | 2 | 11%  |
| D          | 1 | 6%   |
| E          | 2 | 11%  |
| <hr/>      |   |      |
| 18         |   | 100% |

| 15-1-2009       |   |       |
|-----------------|---|-------|
| CITO - spelling |   |       |
| M8              | A | 7 39% |
|                 | B | 7 39% |
|                 | C | 1 6%  |
|                 | D | 1 6%  |
|                 | E | 1 6%  |
| M4              | D | 1 6%  |
| <hr/>           |   |       |
| 18              |   | 100%  |

| 15-1-2009      |   |       |
|----------------|---|-------|
| CITO - rekenen |   |       |
| M8             | A | 7 39% |
|                | B | 3 17% |
|                | C | 6 33% |
|                | D | 0 0%  |
|                | E | 0 0%  |
| M7             | D | 1 6%  |
| M5             | D | 1 6%  |
| <hr/>          |   |       |
| 18             |   | 100%  |

| 15-1-2009               |     |       |
|-------------------------|-----|-------|
| CITO - begrijpend lezen |     |       |
| M8                      | A   | 3 17% |
|                         | B   | 6 33% |
|                         | C   | 4 22% |
|                         | D   | 3 17% |
|                         | E   | 0 0%  |
| M6                      | B   | 1 6%  |
| niet                    | Val | 1 6%  |
| <hr/>                   |     |       |
| 18                      |     | 100%  |

groep 7 2x dyslexie

| 15-3-2009 |    |      |
|-----------|----|------|
| AVI       |    |      |
| 0         | 0  | 0%   |
| 1         | 0  | 0%   |
| 2         | 0  | 0%   |
| 3         | 0  | 0%   |
| 4         | 0  | 0%   |
| 5         | 0  | 0%   |
| 6         | 0  | 0%   |
| 7         | 0  | 0%   |
| 8         | 0  | 0%   |
| 9         | 1  | 5%   |
| uit       | 19 | 95%  |
| <hr/>     |    |      |
| 20        |    | 100% |

| 15-6-2009 |    |      |
|-----------|----|------|
| DMT       |    |      |
| A         | 10 | 50%  |
| B         | 5  | 25%  |
| C         | 4  | 20%  |
| D         | 1  | 5%   |
| E         | 0  | 0%   |
| <hr/>     |    |      |
| 20        |    | 100% |

| 15-6-2009       |   |       |
|-----------------|---|-------|
| CITO - spelling |   |       |
| E7              | A | 5 25% |
|                 | B | 7 35% |
|                 | C | 6 30% |
|                 | D | 2 10% |
|                 | E | 0 0%  |
| <hr/>           |   |       |
| 20              |   | 100%  |

| 15-6-2009      |   |       |
|----------------|---|-------|
| CITO - rekenen |   |       |
| E7             | A | 4 20% |
|                | B | 6 30% |
|                | C | 5 25% |
|                | D | 3 15% |
|                | E | 2 10% |
| <hr/>          |   |       |
| 20             |   | 100%  |

| 15-1-2009               |   |       |
|-------------------------|---|-------|
| CITO - begrijpend lezen |   |       |
| E7                      | A | 5 25% |
|                         | B | 2 10% |
|                         | C | 5 25% |
|                         | D | 8 40% |
|                         | E | 0 0%  |
| <hr/>                   |   |       |
| 20                      |   | 100%  |

groep 6 3x dyslexie, 1x REC4, 1x ADHD

| 15-3-2009 |    |      |
|-----------|----|------|
| AVI       |    |      |
| 1         | 0  | 0%   |
| 2         | 0  | 0%   |
| 3         | 0  | 0%   |
| 4         | 0  | 0%   |
| 5         | 0  | 0%   |
| 6         | 0  | 0%   |
| 7         | 1  | 3%   |
| 8         | 4  | 11%  |
| 9         | 0  | 0%   |
| uit       | 30 | 86%  |
| <hr/>     |    |      |
| 35        |    | 100% |

| 15-6-2009 |    |      |
|-----------|----|------|
| DMT       |    |      |
| A         | 17 | 49%  |
| B         | 13 | 37%  |
| C         | 1  | 3%   |
| D         | 3  | 9%   |
| E         | 1  | 3%   |
| <hr/>     |    |      |
| 35        |    | 100% |

| 15-6-2009       |   |        |
|-----------------|---|--------|
| CITO - spelling |   |        |
| E6              | A | 14 40% |
|                 | B | 15 43% |
|                 | C | 4 11%  |
|                 | D | 2 6%   |
|                 | E | 0 0%   |
| <hr/>           |   |        |
| 35              |   | 100%   |

| 15-6-2009      |   |        |
|----------------|---|--------|
| CITO - rekenen |   |        |
| E6             | A | 10 29% |
|                | B | 12 34% |
|                | C | 9 26%  |
|                | D | 3 9%   |
|                | E | 1 3%   |
| <hr/>          |   |        |
| 35             |   | 100%   |

| 15-1-2009               |   |        |
|-------------------------|---|--------|
| CITO - begrijpend lezen |   |        |
| E6                      | A | 12 35% |
|                         | B | 11 32% |
|                         | C | 9 26%  |
|                         | D | 2 6%   |
|                         | E | 0 0%   |
| <hr/>                   |   |        |
| 34                      |   | 100%   |

groep 5 3x dyslexie, 1x ADHD, 1x PDDNOS, 2x ADD

| 15-6-2009 |   |      |
|-----------|---|------|
| AVI       |   |      |
| 0         | 0 | 0%   |
| 1         | 0 | 0%   |
| 2         | 0 | 0%   |
| 3         | 0 | 0%   |
| 4         | 1 | 3%   |
| 5         | 1 | 3%   |
| 6         | 5 | 16%  |
| 7         | 6 | 19%  |
| 8         | 6 | 19%  |
| 9         | 4 | 13%  |
| uit       | 9 | 28%  |
| <hr/>     |   |      |
| 32        |   | 100% |

| 15-6-2009 |    |      |
|-----------|----|------|
| DMT       |    |      |
| A         | 9  | 28%  |
| B         | 6  | 19%  |
| C         | 12 | 38%  |
| D         | 4  | 13%  |
| E         | 1  | 3%   |
| <hr/>     |    |      |
| 32        |    | 100% |

| 15-6-2009       |   |        |
|-----------------|---|--------|
| CITO - spelling |   |        |
| E5              | A | 7 22%  |
|                 | B | 5 16%  |
|                 | C | 14 44% |
|                 | D | 6 19%  |
|                 | E | 0 0%   |
| <hr/>           |   |        |
| 32              |   | 100%   |

| 15-6-2009      |   |        |
|----------------|---|--------|
| CITO - rekenen |   |        |
| E5             | A | 10 31% |
|                | B | 15 47% |
|                | C | 2 6%   |
|                | D | 4 13%  |
|                | E | 1 3%   |
| <hr/>          |   |        |
| 32             |   | 100%   |

| 15-1-2009               |   |        |
|-------------------------|---|--------|
| CITO - begrijpend lezen |   |        |
| E5                      | A | 10 31% |
|                         | B | 7 22%  |
|                         | C | 10 31% |
|                         | D | 5 16%  |
|                         | E | 0 0%   |
| <hr/>                   |   |        |
| 32                      |   | 100%   |

groep 4 1x ADHD, 1x Asperger, 1x dyslexie

| 15-6-2009 |   |             |
|-----------|---|-------------|
| AVI       |   |             |
| 0         | 0 | 0%          |
| 1         | 0 | 0%          |
| 2         | 0 | 0%          |
| 3         | 2 | 6%          |
| 4         | 4 | 12%         |
| 5         | 3 | 9%          |
| 6         | 8 | 24%         |
| 7         | 6 | 18%         |
| 8         | 3 | 9%          |
| 9         | 4 | 12%         |
| uit       | 3 | 9%          |
| <hr/>     |   |             |
| <b>33</b> |   | <b>100%</b> |

| 15-6-2009 |    |             |
|-----------|----|-------------|
| DMT       |    |             |
| A         | 11 | 33%         |
| B         | 5  | 15%         |
| C         | 12 | 36%         |
| D         | 5  | 15%         |
| E         | 0  | 0%          |
| <hr/>     |    |             |
| <b>33</b> |    | <b>100%</b> |

| 15-6-2009       |   |             |
|-----------------|---|-------------|
| CITO - spelling |   |             |
| E4              | A | 13 39%      |
|                 | B | 10 30%      |
|                 | C | 8 24%       |
|                 | D | 2 6%        |
|                 | E | 0 0%        |
| <hr/>           |   |             |
| <b>33</b>       |   | <b>100%</b> |

| 15-6-2009      |   |             |
|----------------|---|-------------|
| CITO - rekenen |   |             |
| E4             | A | 12 36%      |
|                | B | 13 39%      |
|                | C | 8 24%       |
|                | D | 0 0%        |
|                | E | 0 0%        |
| <hr/>          |   |             |
| <b>33</b>      |   | <b>100%</b> |

groep 3 1x REC3, REC4, 1x Asperger

| 15-6-2009 |   |             |
|-----------|---|-------------|
| AVI       |   |             |
| 0         | 4 | 11%         |
| 1         | 7 | 19%         |
| 2         | 9 | 25%         |
| 3         | 6 | 17%         |
| 4         | 6 | 17%         |
| 5         | 0 | 0%          |
| 6         | 1 | 3%          |
| 7         | 0 | 0%          |
| 8         | 3 | 8%          |
| 9         | 0 | 0%          |
| uit       | 0 | 0%          |
| <hr/>     |   |             |
| <b>36</b> |   | <b>100%</b> |

| 15-6-2009 |    |             |
|-----------|----|-------------|
| DMT       |    |             |
| A         | 14 | 39%         |
| B         | 3  | 8%          |
| C         | 15 | 42%         |
| D         | 2  | 6%          |
| E         | 2  | 6%          |
| <hr/>     |    |             |
| <b>36</b> |    | <b>100%</b> |

| 15-6-2009       |   |             |
|-----------------|---|-------------|
| CITO - spelling |   |             |
| E3              | A | 4 11%       |
|                 | B | 9 25%       |
|                 | C | 14 39%      |
|                 | D | 7 19%       |
|                 | E | 2 6%        |
| <hr/>           |   |             |
| <b>36</b>       |   | <b>100%</b> |

| 15-6-2009      |   |             |
|----------------|---|-------------|
| CITO - rekenen |   |             |
| E3             | A | 26 72%      |
|                | B | 4 11%       |
|                | C | 4 11%       |
|                | D | 2 6%        |
|                | E | 0 0%        |
| <hr/>          |   |             |
| <b>36</b>      |   | <b>100%</b> |

groep 1 2x ADHD - PDDNOS

| 15-6-2009 |   |             |
|-----------|---|-------------|
| TVK       |   |             |
| E1        | A | 17 45%      |
|           | B | 5 13%       |
|           | C | 10 26%      |
|           | D | 4 11%       |
|           | E | 2 5%        |
| <hr/>     |   |             |
| <b>38</b> |   | <b>100%</b> |

| 15-6-2009 |   |             |
|-----------|---|-------------|
| ordenen   |   |             |
| E1        | A | 19 50%      |
|           | B | 9 24%       |
|           | C | 7 18%       |
|           | D | 2 5%        |
|           | E | 1 3%        |
| <hr/>     |   |             |
| <b>38</b> |   | <b>100%</b> |

trendanalyse per: 15-1-2010

groep 8 2x dyslexie (Daan en Danilo)

| 15-10-2008 |           |             |
|------------|-----------|-------------|
| AVI        |           |             |
| 1          | 0         | 0%          |
| 2          | 0         | 0%          |
| 3          | 0         | 0%          |
| 4          | 0         | 0%          |
| 5          | 0         | 0%          |
| 6          | 0         | 0%          |
| 7          | 0         | 0%          |
| 8          | 0         | 0%          |
| 9          | 0         | 0%          |
| uit        | 19        | 100%        |
|            | <u>19</u> | <u>100%</u> |

| 15-10-2009 |           |             |
|------------|-----------|-------------|
| DMT        |           |             |
| A          | 11        | 58%         |
| B          | 3         | 16%         |
| C          | 4         | 21%         |
| D          | 1         | 5%          |
| E          | 0         | 0%          |
|            | <u>19</u> | <u>100%</u> |

| 15-1-2010       |           |             |
|-----------------|-----------|-------------|
| CITO - spelling |           |             |
| M8 A            | 3         | 16%         |
| B               | 4         | 21%         |
| C               | 11        | 58%         |
| D               | 0         | 0%          |
| E               | 1         | 5%          |
|                 | <u>19</u> | <u>100%</u> |

| 15-1-2010      |           |             |
|----------------|-----------|-------------|
| CITO - rekenen |           |             |
| M8 A           | 2         | 11%         |
| B              | 11        | 58%         |
| C              | 5         | 26%         |
| D              | 0         | 0%          |
| E              | 0         | 0%          |
| E6 C           | 1         | 5%          |
|                | <u>19</u> | <u>100%</u> |

| 15-1-2010               |           |             |
|-------------------------|-----------|-------------|
| CITO - begrijpend lezen |           |             |
| M8 A                    | 3         | 16%         |
| B                       | 4         | 21%         |
| C                       | 9         | 47%         |
| D                       | 3         | 16%         |
| E                       | 0         | 0%          |
|                         | <u>19</u> | <u>100%</u> |

groep 7 3x dyslexie, 1x LGF REC4, 1x ADHD

| 15-3-2010 |           |             |
|-----------|-----------|-------------|
| DMT       |           |             |
| A         | 18        | 55%         |
| B         | 12        | 36%         |
| C         | 1         | 3%          |
| D         | 2         | 6%          |
| E         | 0         | 0%          |
|           | <u>33</u> | <u>100%</u> |

| 15-1-2010       |           |             |
|-----------------|-----------|-------------|
| CITO - spelling |           |             |
| M7 A            | 10        | 30%         |
| B               | 10        | 30%         |
| C               | 7         | 21%         |
| D               | 3         | 9%          |
| E               | 3         | 9%          |
|                 | <u>33</u> | <u>100%</u> |

| 15-1-2010      |           |             |
|----------------|-----------|-------------|
| CITO - rekenen |           |             |
| M7 A           | 12        | 36%         |
| B              | 10        | 30%         |
| C              | 7         | 21%         |
| D              | 3         | 9%          |
| E              | 1         | 3%          |
|                | <u>33</u> | <u>100%</u> |

| 15-1-2010               |           |             |
|-------------------------|-----------|-------------|
| CITO - begrijpend lezen |           |             |
| M7 A                    | 6         | 18%         |
| B                       | 14        | 42%         |
| C                       | 10        | 30%         |
| D                       | 3         | 9%          |
| E                       | 0         | 0%          |
|                         | <u>33</u> | <u>100%</u> |

groep 6 3x dyslexie, 1x ADHD, 1x LGF REC4 PDDNOS, 2x ADD

| 15-3-2010 |           |             |
|-----------|-----------|-------------|
| AVI       |           |             |
| 1         | 0         | 0%          |
| 2         | 0         | 0%          |
| 3         | 0         | 0%          |
| 4         | 0         | 0%          |
| 5         | 0         | 0%          |
| 6         | 1         | 3%          |
| 7         | 3         | 9%          |
| 8         | 4         | 13%         |
| 9         | 1         | 3%          |
| uit       | 23        | 72%         |
|           | <u>32</u> | <u>100%</u> |

| 15-3-2010 |           |             |
|-----------|-----------|-------------|
| DMT       |           |             |
| A         | 11        | 34%         |
| B         | 9         | 28%         |
| C         | 10        | 31%         |
| D         | 1         | 3%          |
| E         | 1         | 3%          |
|           | <u>32</u> | <u>100%</u> |

| 15-1-2010       |           |             |
|-----------------|-----------|-------------|
| CITO - spelling |           |             |
| M6 A            | 4         | 13%         |
| B               | 11        | 34%         |
| C               | 12        | 38%         |
| D               | 2         | 6%          |
| E               | 3         | 9%          |
|                 | <u>32</u> | <u>100%</u> |

| 15-1-2010      |           |             |
|----------------|-----------|-------------|
| CITO - rekenen |           |             |
| M6 A           | 3         | 9%          |
| B              | 14        | 44%         |
| C              | 12        | 38%         |
| D              | 3         | 9%          |
| E              | 0         | 0%          |
|                | <u>32</u> | <u>100%</u> |

| 15-1-2010               |           |             |
|-------------------------|-----------|-------------|
| CITO - begrijpend lezen |           |             |
| M6 A                    | 6         | 19%         |
| B                       | 12        | 39%         |
| C                       | 11        | 35%         |
| D                       | 2         | 6%          |
| E                       | 0         | 0%          |
|                         | <u>31</u> | <u>100%</u> |

groep 5 1x ADHD, 1x Asperger, 1x dyslexie

| 15-3-2010 |           |             |
|-----------|-----------|-------------|
| AVI       |           |             |
| 0         | 0         | 0%          |
| 1         | 0         | 0%          |
| 2         | 0         | 0%          |
| 3         | 0         | 0%          |
| 4         | 2         | 6%          |
| 5         | 3         | 9%          |
| 6         | 7         | 22%         |
| 7         | 6         | 19%         |
| 8         | 4         | 13%         |
| 9         | 3         | 9%          |
| uit       | 7         | 22%         |
|           | <u>32</u> | <u>100%</u> |

| 15-3-2010     |           |             |
|---------------|-----------|-------------|
| DMT - kaart 3 |           |             |
| A             | 12        | 39%         |
| B             | 11        | 35%         |
| C             | 6         | 19%         |
| D             | 2         | 6%          |
| E             | 0         | 0%          |
|               | <u>31</u> | <u>100%</u> |

| 15-1-2010       |           |             |
|-----------------|-----------|-------------|
| CITO - spelling |           |             |
| M5 A            | 7         | 22%         |
| B               | 6         | 19%         |
| C               | 16        | 50%         |
| D               | 1         | 3%          |
| E               | 2         | 6%          |
|                 | <u>32</u> | <u>100%</u> |

| 15-1-2010      |           |             |
|----------------|-----------|-------------|
| CITO - rekenen |           |             |
| M5 A           | 16        | 50%         |
| B              | 4         | 13%         |
| C              | 10        | 31%         |
| D              | 1         | 3%          |
| E              | 1         | 3%          |
|                | <u>32</u> | <u>100%</u> |

| 15-1-2010               |           |             |
|-------------------------|-----------|-------------|
| CITO - begrijpend lezen |           |             |
| M5 A                    | 14        | 44%         |
| B                       | 15        | 47%         |
| C                       | 2         | 6%          |
| D                       | 1         | 3%          |
| E                       | 0         | 0%          |
|                         | <u>32</u> | <u>100%</u> |

groep 4 1x REC3, 1x Asperger

| 15-3-2010<br>AVI |             |     |
|------------------|-------------|-----|
| 0                | 0           | 0%  |
| 1                | 1           | 3%  |
| 2                | 0           | 0%  |
| 3                | 3           | 9%  |
| 4                | 12          | 34% |
| 5                | 4           | 11% |
| 6                | 6           | 17% |
| 7                | 1           | 3%  |
| 8                | 5           | 14% |
| 9                | 0           | 0%  |
| uit              | 3           | 9%  |
| <hr/>            |             |     |
| <b>35</b>        | <b>100%</b> |     |

| 15-3-2010<br>DMT - kaart 3 |             |     |
|----------------------------|-------------|-----|
| A                          | 13          | 38% |
| B                          | 5           | 15% |
| C                          | 11          | 32% |
| D                          | 4           | 12% |
| E                          | 1           | 3%  |
| <hr/>                      |             |     |
| <b>34</b>                  | <b>100%</b> |     |

| 15-1-2010<br>CITO - spelling |             |    |     |
|------------------------------|-------------|----|-----|
| M4                           | A           | 12 | 34% |
|                              | B           | 8  | 23% |
|                              | C           | 9  | 26% |
|                              | D           | 2  | 6%  |
|                              | E           | 3  | 9%  |
| M3                           | B           | 1  | 3%  |
| <hr/>                        |             |    |     |
| <b>35</b>                    | <b>100%</b> |    |     |

| 15-1-2010<br>CITO - rekenen |             |    |     |
|-----------------------------|-------------|----|-----|
| M4                          | A           | 16 | 46% |
|                             | B           | 9  | 26% |
|                             | C           | 5  | 14% |
|                             | D           | 2  | 6%  |
|                             | E           | 2  | 6%  |
| M3                          | C           | 1  | 3%  |
| <hr/>                       |             |    |     |
| <b>35</b>                   | <b>100%</b> |    |     |

| 15-5-2010<br>CITO - begrijpend lezen |             |   |     |
|--------------------------------------|-------------|---|-----|
| M4                                   | A           | 1 | 20% |
|                                      | B           | 1 | 20% |
|                                      | C           | 1 | 20% |
|                                      | D           | 1 | 20% |
|                                      | E           | 1 | 20% |
| <hr/>                                |             |   |     |
| <b>5</b>                             | <b>100%</b> |   |     |

groep 3 2x ADHD - PDDNOS

| 15-3-2010<br>AVI |             |     |
|------------------|-------------|-----|
| 0                | 18          | 47% |
| 1                | 7           | 18% |
| 2                | 6           | 16% |
| 3                | 1           | 3%  |
| 4                | 2           | 5%  |
| 5                | 3           | 8%  |
| 6                | 1           | 3%  |
| 7                | 0           | 0%  |
| 8                | 0           | 0%  |
| 9                | 0           | 0%  |
| uit              | 0           | 0%  |
| <hr/>            |             |     |
| <b>38</b>        | <b>100%</b> |     |

| 15-3-2010<br>DMT (kaart 1) |             |     |
|----------------------------|-------------|-----|
| A                          | 14          | 37% |
| B                          | 4           | 11% |
| C                          | 15          | 39% |
| D                          | 4           | 11% |
| E                          | 1           | 3%  |
| <hr/>                      |             |     |
| <b>38</b>                  | <b>100%</b> |     |

| 15-3-2010<br>DMT (kaart 2) |             |     |  |
|----------------------------|-------------|-----|--|
| A                          | 13          | 34% |  |
| B                          | 3           | 8%  |  |
| C                          | 11          | 29% |  |
| D                          | 10          | 26% |  |
| E                          | 1           | 3%  |  |
| <hr/>                      |             |     |  |
| <b>38</b>                  | <b>100%</b> |     |  |

| 15-1-2010<br>CITO - spelling |             |    |     |
|------------------------------|-------------|----|-----|
| M3                           | A           | 9  | 24% |
|                              | B           | 8  | 21% |
|                              | C           | 13 | 34% |
|                              | D           | 6  | 16% |
|                              | E           | 2  | 5%  |
| <hr/>                        |             |    |     |
| <b>38</b>                    | <b>100%</b> |    |     |

| 15-1-2010<br>CITO - rekenen |             |    |     |
|-----------------------------|-------------|----|-----|
| M3                          | A           | 16 | 42% |
|                             | B           | 13 | 34% |
|                             | C           | 4  | 11% |
|                             | D           | 2  | 5%  |
|                             | E           | 2  | 5%  |
| M4                          | A           | 1  | 3%  |
| <hr/>                       |             |    |     |
| <b>38</b>                   | <b>100%</b> |    |     |

groep 1

| 15-1-2010<br>TVK |             |    |     |
|------------------|-------------|----|-----|
| M1               | A           | 22 | 59% |
|                  | B           | 8  | 22% |
|                  | C           | 4  | 11% |
|                  | D           | 3  | 8%  |
|                  | E           | 0  | 0%  |
| <hr/>            |             |    |     |
| <b>37</b>        | <b>100%</b> |    |     |

| 15-1-2010<br>ordenen |             |    |     |
|----------------------|-------------|----|-----|
| M1                   | A           | 19 | 51% |
|                      | B           | 10 | 27% |
|                      | C           | 7  | 19% |
|                      | D           | 0  | 0%  |
|                      | E           | 1  | 3%  |
| <hr/>                |             |    |     |
| <b>37</b>            | <b>100%</b> |    |     |

trendanalyse per:

15-6-2010

groep 7 3x dyslexie, 1x L&F REC4, 1x ADHD

| 15-3-2010 |    |             |
|-----------|----|-------------|
| DMT       |    |             |
| A         | 18 | 55%         |
| B         | 12 | 36%         |
| C         | 1  | 3%          |
| D         | 2  | 6%          |
| E         | 0  | 0%          |
| <hr/>     |    |             |
| <b>33</b> |    | <b>100%</b> |

| 15-6-2010       |   |             |
|-----------------|---|-------------|
| CITO - spelling |   |             |
| E7              | A | 11 33%      |
|                 | B | 13 39%      |
|                 | C | 6 18%       |
|                 | D | 3 9%        |
|                 | E | 3 9%        |
| <hr/>           |   |             |
| <b>33</b>       |   | <b>109%</b> |

| 15-6-2010      |   |             |
|----------------|---|-------------|
| CITO - rekenen |   |             |
| E7             | A | 18 55%      |
|                | B | 12 36%      |
|                | C | 1 3%        |
|                | D | 2 6%        |
|                | E | 0 0%        |
| <hr/>          |   |             |
| <b>33</b>      |   | <b>100%</b> |

| 15-1-2010               |   |             |
|-------------------------|---|-------------|
| CITO - begrijpend lezen |   |             |
| M7                      | A | 6 18%       |
|                         | B | 14 42%      |
|                         | C | 10 30%      |
|                         | D | 3 9%        |
|                         | E | 0 0%        |
| <hr/>                   |   |             |
| <b>33</b>               |   | <b>100%</b> |

groep 6 3x dyslexie, 1x ADHD, 1x L&F REC4 PDDNOS, 2x ADD

| 15-3-2010 |    |             |
|-----------|----|-------------|
| AVI       |    |             |
| 1         | 0  | 0%          |
| 2         | 0  | 0%          |
| 3         | 0  | 0%          |
| 4         | 0  | 0%          |
| 5         | 0  | 0%          |
| 6         | 1  | 3%          |
| 7         | 3  | 9%          |
| 8         | 4  | 13%         |
| 9         | 1  | 3%          |
| uit       | 23 | 72%         |
| <hr/>     |    |             |
| <b>32</b> |    | <b>100%</b> |

| 15-3-2010 |    |             |
|-----------|----|-------------|
| DMT       |    |             |
| A         | 11 | 34%         |
| B         | 9  | 28%         |
| C         | 10 | 31%         |
| D         | 1  | 3%          |
| E         | 1  | 3%          |
| <hr/>     |    |             |
| <b>32</b> |    | <b>100%</b> |

| 15-6-2010       |   |             |
|-----------------|---|-------------|
| CITO - spelling |   |             |
| E6              | A | 7 22%       |
|                 | B | 14 44%      |
|                 | C | 7 22%       |
|                 | D | 2 6%        |
|                 | E | 2 6%        |
| <hr/>           |   |             |
| <b>32</b>       |   | <b>100%</b> |

| 15-6-2010      |   |             |
|----------------|---|-------------|
| CITO - rekenen |   |             |
| E6             | A | 3 9%        |
|                | B | 14 44%      |
|                | C | 12 38%      |
|                | D | 3 9%        |
|                | E | 0 0%        |
| <hr/>          |   |             |
| <b>32</b>      |   | <b>100%</b> |

| 15-6-2010               |   |            |
|-------------------------|---|------------|
| CITO - begrijpend lezen |   |            |
| M6                      | A | 7 21%      |
|                         | B | 8 24%      |
|                         | C | 12 36%     |
|                         | D | 4 12%      |
|                         | E | 1 3%       |
| <hr/>                   |   |            |
| <b>33</b>               |   | <b>97%</b> |

groep 5 1x ADHD, 1x Asperger, 1x dyslexie

| 15-3-2010 |   |             |
|-----------|---|-------------|
| AVI       |   |             |
| 0         | 0 | 0%          |
| 1         | 0 | 0%          |
| 2         | 0 | 0%          |
| 3         | 0 | 0%          |
| 4         | 2 | 6%          |
| 5         | 3 | 9%          |
| 6         | 7 | 22%         |
| 7         | 6 | 19%         |
| 8         | 4 | 13%         |
| 9         | 3 | 9%          |
| uit       | 7 | 22%         |
| <hr/>     |   |             |
| <b>32</b> |   | <b>100%</b> |

| 15-3-2010     |    |             |
|---------------|----|-------------|
| DMT - kaart 3 |    |             |
| A             | 12 | 39%         |
| B             | 11 | 35%         |
| C             | 6  | 19%         |
| D             | 2  | 6%          |
| E             | 0  | 0%          |
| <hr/>         |    |             |
| <b>31</b>     |    | <b>100%</b> |

| 15-6-2010       |   |             |
|-----------------|---|-------------|
| CITO - spelling |   |             |
| E5              | A | 7 22%       |
|                 | B | 15 47%      |
|                 | C | 6 19%       |
|                 | D | 3 9%        |
|                 | E | 1 3%        |
| <hr/>           |   |             |
| <b>32</b>       |   | <b>100%</b> |

| 15-6-2010      |   |             |
|----------------|---|-------------|
| CITO - rekenen |   |             |
| E5             | A | 16 50%      |
|                | B | 2 6%        |
|                | C | 13 41%      |
|                | D | 1 3%        |
|                | E | 0 0%        |
| <hr/>          |   |             |
| <b>32</b>      |   | <b>100%</b> |

| 15-1-2010               |   |             |
|-------------------------|---|-------------|
| CITO - begrijpend lezen |   |             |
| M5                      | A | 14 44%      |
|                         | B | 15 47%      |
|                         | C | 2 6%        |
|                         | D | 1 3%        |
|                         | E | 0 0%        |
| <hr/>                   |   |             |
| <b>32</b>               |   | <b>100%</b> |

groep 4 1x REC3, 1x Asperger

| 15-6-2010 |             |     |
|-----------|-------------|-----|
| AVI       |             |     |
| 0         | 0           | 0%  |
| 1         | 0           | 0%  |
| 2         | 1           | 3%  |
| 3         | 0           | 0%  |
| 4         | 4           | 11% |
| 5         | 8           | 23% |
| 6         | 8           | 23% |
| 7         | 5           | 14% |
| 8         | 2           | 6%  |
| 9         | 1           | 3%  |
| uit       | 6           | 17% |
| <b>35</b> | <b>100%</b> |     |

| 15-6-2010     |             |     |
|---------------|-------------|-----|
| DMT - kaart 3 |             |     |
| A             | 13          | 37% |
| B             | 5           | 14% |
| C             | 13          | 37% |
| D             | 3           | 9%  |
| E             | 1           | 3%  |
| <b>35</b>     | <b>100%</b> |     |

| 15-6-2010       |             |        |
|-----------------|-------------|--------|
| CITO - spelling |             |        |
| E4              | A           | 14 40% |
|                 | B           | 7 20%  |
|                 | C           | 5 14%  |
|                 | D           | 8 23%  |
|                 | E           | 1 3%   |
| <b>35</b>       | <b>100%</b> |        |

| 15-6-2010      |             |        |
|----------------|-------------|--------|
| CITO - rekenen |             |        |
| E4             | A           | 17 49% |
|                | B           | 9 26%  |
|                | C           | 6 17%  |
|                | D           | 1 3%   |
|                | E           | 2 6%   |
| <b>35</b>      | <b>100%</b> |        |

| 15-5-2010               |             |        |
|-------------------------|-------------|--------|
| CITO - begrijpend lezen |             |        |
| E4                      | A           | 11 32% |
|                         | B           | 10 29% |
|                         | C           | 6 18%  |
|                         | D           | 6 18%  |
|                         | E           | 1 3%   |
| niet: Romy              |             |        |
| <b>34</b>               | <b>100%</b> |        |

groep 3 2x ADHD - PDDNOS

| 15-6-2010 |             |     |
|-----------|-------------|-----|
| AVI       |             |     |
| 0         | 3           | 8%  |
| 1         | 9           | 24% |
| 2         | 9           | 24% |
| 3         | 4           | 11% |
| 4         | 6           | 16% |
| 5         | 2           | 5%  |
| 6         | 1           | 3%  |
| 7         | 4           | 11% |
| 8         | 0           | 0%  |
| 9         | 0           | 0%  |
| uit       | 0           | 0%  |
| <b>38</b> | <b>100%</b> |     |

| 15-6-2010     |             |     |
|---------------|-------------|-----|
| DMT (kaart 1) |             |     |
| A             | 18          | 47% |
| B             | 9           | 24% |
| C             | 8           | 21% |
| D             | 2           | 5%  |
| E             | 1           | 3%  |
| <b>38</b>     | <b>100%</b> |     |

| 15-6-2010     |             |     |
|---------------|-------------|-----|
| DMT (kaart 2) |             |     |
| A             | 20          | 53% |
| B             | 6           | 16% |
| C             | 10          | 26% |
| D             | 1           | 3%  |
| E             | 1           | 3%  |
| <b>38</b>     | <b>100%</b> |     |

| 15-6-2010     |             |     |
|---------------|-------------|-----|
| DMT (kaart 3) |             |     |
| A             | 17          | 45% |
| B             | 5           | 13% |
| C             | 12          | 32% |
| D             | 3           | 8%  |
| E             | 1           | 3%  |
| <b>38</b>     | <b>100%</b> |     |

| 15-6-2010       |             |        |
|-----------------|-------------|--------|
| CITO - spelling |             |        |
| E3              | A           | 11 29% |
|                 | B           | 12 32% |
|                 | C           | 11 29% |
|                 | D           | 3 8%   |
|                 | E           | 1 3%   |
| <b>38</b>       | <b>100%</b> |        |

| 15-6-2010      |             |        |
|----------------|-------------|--------|
| CITO - rekenen |             |        |
| E3             | A           | 17 45% |
|                | B           | 15 39% |
|                | C           | 5 13%  |
|                | D           | 1 3%   |
|                | E           | 0 0%   |
| <b>38</b>      | <b>100%</b> |        |

groep 1

| 15-6-2010 |             |        |
|-----------|-------------|--------|
| TVK       |             |        |
| E1        | A           | 10 30% |
|           | B           | 13 39% |
|           | C           | 5 15%  |
|           | D           | 2 6%   |
|           | E           | 3 9%   |
| <b>33</b> | <b>100%</b> |        |

| 15-6-2010 |             |        |
|-----------|-------------|--------|
| ordenen   |             |        |
| E1        | A           | 19 58% |
|           | B           | 10 30% |
|           | C           | 2 6%   |
|           | D           | 1 3%   |
|           | E           | 1 3%   |
| <b>33</b> | <b>100%</b> |        |

trendanalyse per:

15-1-2011

groep 8

3x dyslexie, 2x LGF REC4

| 15-1-2011 |         |
|-----------|---------|
| AVI       |         |
| start     | 0 0%    |
| M3        | 0 0%    |
| E3        | 0 0%    |
| M4        | 0 0%    |
| E4        | 0 0%    |
| M5        | 0 0%    |
| E5        | 0 0%    |
| M6        | 0 0%    |
| E6        | 0 0%    |
| M7        | 0 0%    |
| E7        | 0 0%    |
| Plus      | 31 100% |
| <hr/>     |         |
| 31 100%   |         |

| 15-1-2011 |        |
|-----------|--------|
| DMT       |        |
| M8        |        |
| A         | 20 65% |
| B         | 7 23%  |
| C         | 2 6%   |
| D         | 2 6%   |
| E         | 0 0%   |
| <hr/>     |        |
| 31 100%   |        |

| 15-1-2011       |        |
|-----------------|--------|
| CITO - spelling |        |
| M8              |        |
| A               | 5 16%  |
| B               | 10 32% |
| C               | 9 29%  |
| D               | 2 6%   |
| E               | 5 16%  |
| <hr/>           |        |
| 31 100%         |        |

| 15-1-2011      |        |
|----------------|--------|
| CITO - rekenen |        |
| M8             |        |
| A              | 14 45% |
| B              | 10 32% |
| C              | 6 19%  |
| D              | 1 3%   |
| E              | 0 0%   |
| <hr/>          |        |
| 31 100%        |        |

| 15-1-2011               |        |
|-------------------------|--------|
| CITO - begrijpend lezen |        |
| M8                      |        |
| A                       | 13 42% |
| B                       | 8 26%  |
| C                       | 7 23%  |
| D                       | 2 6%   |
| E                       | 1 3%   |
| <hr/>                   |        |
| 31 100%                 |        |

groep 7

3x dyslexie, 2x ADHD, 2x LGF REC4 PDDNOS, 2x ADD

| 15-1-2011 |        |
|-----------|--------|
| AVI       |        |
| start     | 0 0%   |
| M3        | 0 0%   |
| E3        | 0 0%   |
| M4        | 0 0%   |
| E4        | 0 0%   |
| M5        | 0 0%   |
| E5        | 0 0%   |
| M6        | 1 3%   |
| E6        | 1 3%   |
| M7        | 1 3%   |
| E7        | 1 3%   |
| Plus      | 29 88% |
| <hr/>     |        |
| 33 100%   |        |

| 15-1-2011 |        |
|-----------|--------|
| DMT       |        |
| M7        |        |
| A         | 7 21%  |
| B         | 14 42% |
| C         | 9 27%  |
| D         | 2 6%   |
| E         | 1 3%   |
| <hr/>     |        |
| 33 100%   |        |

| 15-1-2011       |        |
|-----------------|--------|
| CITO - spelling |        |
| M7              |        |
| A               | 4 12%  |
| B               | 5 15%  |
| C               | 16 48% |
| D               | 5 15%  |
| E               | 2 6%   |
| <hr/>           |        |
| 33 100%         |        |

| 15-1-2011      |        |
|----------------|--------|
| CITO - rekenen |        |
| M7             |        |
| A              | 10 30% |
| B              | 12 36% |
| C              | 8 24%  |
| D              | 1 3%   |
| E              | 0 0%   |
| <hr/>          |        |
| 33 100%        |        |

| 15-1-2011               |        |
|-------------------------|--------|
| CITO - begrijpend lezen |        |
| M7                      |        |
| A                       | 5 15%  |
| B                       | 11 33% |
| C                       | 10 30% |
| D                       | 6 18%  |
| E                       | 1 3%   |
| <hr/>                   |        |
| 33 100%                 |        |

groep 6

1x ADHD (Sander), 1x Asperger (Timo), 1x dyslexie (Sjoerd)

| 15-1-2011 |        |
|-----------|--------|
| AVI       |        |
| start     | 0 0%   |
| M3        | 0 0%   |
| E3        | 0 0%   |
| M4        | 0 0%   |
| E4        | 0 0%   |
| M5        | 0 0%   |
| E5        | 0 0%   |
| M6        | 3 9%   |
| E6        | 4 13%  |
| M7        | 2 6%   |
| E7        | 2 6%   |
| Plus      | 21 66% |
| <hr/>     |        |
| 32 100%   |        |

| 15-1-2011 |        |
|-----------|--------|
| DMT       |        |
| M6        |        |
| A         | 15 47% |
| B         | 10 31% |
| C         | 5 16%  |
| D         | 2 6%   |
| E         | 0 0%   |
| <hr/>     |        |
| 32 100%   |        |

| 15-1-2011       |        |
|-----------------|--------|
| CITO - spelling |        |
| M6              |        |
| A               | 8 25%  |
| B               | 6 19%  |
| C               | 14 44% |
| D               | 3 9%   |
| E               | 1 3%   |
| <hr/>           |        |
| 32 100%         |        |

| 15-1-2011      |        |
|----------------|--------|
| CITO - rekenen |        |
| M6             |        |
| A              | 15 47% |
| B              | 9 28%  |
| C              | 8 25%  |
| D              | 0 0%   |
| E              | 0 0%   |
| <hr/>          |        |
| 32 100%        |        |

| 15-1-2011               |        |
|-------------------------|--------|
| CITO - begrijpend lezen |        |
| M6                      |        |
| A                       | 6 19%  |
| B                       | 7 22%  |
| C                       | 14 44% |
| D                       | 2 6%   |
| E                       | 3 9%   |
| <hr/>                   |        |
| 32 100%                 |        |

groep 5

1x REC3 - LGF, 1x Asperger, 1 dyslexie

| 15-1-2011 |        |
|-----------|--------|
| AVI       |        |
| start     | 0 0%   |
| M3        | 0 0%   |
| E3        | 0 0%   |
| M4        | 1 2%   |
| E4        | 4 10%  |
| M5        | 3 7%   |
| E5        | 10 24% |
| M6        | 4 10%  |
| E6        | 3 7%   |
| M7        | 0 0%   |
| E7        | 2 5%   |
| Plus      | 4 10%  |
| <hr/>     |        |
| 31 76%    |        |

| 15-1-2011         |        |
|-------------------|--------|
| DMT (kaart 1&2&3) |        |
| M5                |        |
| A                 | 8 26%  |
| B                 | 4 13%  |
| C                 | 14 45% |
| D                 | 4 13%  |
| E                 | 1 3%   |
| <hr/>             |        |
| 31 100%           |        |

| 15-1-2011       |        |
|-----------------|--------|
| CITO - spelling |        |
| M5              |        |
| A               | 13 42% |
| B               | 5 16%  |
| C               | 7 23%  |
| D               | 4 13%  |
| E               | 1 3%   |
| <hr/>           |        |
| 31 100%         |        |

| 15-1-2011      |        |
|----------------|--------|
| CITO - rekenen |        |
| M5             |        |
| A              | 13 42% |
| B              | 7 23%  |
| C              | 6 19%  |
| D              | 3 10%  |
| E              | 0 0%   |
| <hr/>          |        |
| 31 100%        |        |

| 15-1-2010               |        |
|-------------------------|--------|
| CITO - begrijpend lezen |        |
| M5                      |        |
| A                       | 8 26%  |
| B                       | 10 32% |
| C                       | 7 23%  |
| D                       | 2 6%   |
| E                       | 4 13%  |
| <hr/>                   |        |
| 31 100%                 |        |

groep 4 1x ADHD, 1x PDDNOS - LGF, 1x dyslexie, NT2

| 15-1-2011<br>AVI |    |      |
|------------------|----|------|
| start            | 0  | 0%   |
| M3               | 1  | 2%   |
| E3               | 5  | 12%  |
| M4               | 9  | 22%  |
| E4               | 7  | 17%  |
| M5               | 4  | 10%  |
| E5               | 10 | 24%  |
| M6               | 3  | 7%   |
| E6               | 0  | 0%   |
| M7               | 1  | 2%   |
| E7               | 1  | 2%   |
| Plus             | 0  | 0%   |
| <hr/>            |    |      |
| 41               |    | 100% |

| 15-6-2010<br>DMT (kaart 1&2&3) |    |      |
|--------------------------------|----|------|
| M4                             |    |      |
| A                              | 17 | 41%  |
| B                              | 8  | 20%  |
| C                              | 6  | 15%  |
| D                              | 9  | 22%  |
| E                              | 1  | 2%   |
| <hr/>                          |    |      |
| 41                             |    | 100% |

| 15-1-2011<br>CITO - spelling |    |      |
|------------------------------|----|------|
| M4                           |    |      |
| A                            | 17 | 41%  |
| B                            | 7  | 17%  |
| C                            | 8  | 20%  |
| D                            | 6  | 15%  |
| E                            | 2  | 5%   |
| M3 A 1 2%                    |    |      |
| <hr/>                        |    |      |
| 41                           |    | 100% |

| 15-1-2011<br>CITO - rekenen |    |      |
|-----------------------------|----|------|
| M4                          |    |      |
| A                           | 14 | 34%  |
| B                           | 11 | 27%  |
| C                           | 10 | 24%  |
| D                           | 3  | 7%   |
| E                           | 2  | 5%   |
| M5 C 1 2%                   |    |      |
| <hr/>                       |    |      |
| 41                          |    | 100% |

| 15-5-2011<br>CITO - begrijpend lezen |     |     |
|--------------------------------------|-----|-----|
| E4 A                                 | ### |     |
| B                                    | ### |     |
| C                                    | ### |     |
| D                                    | ### |     |
| E                                    | ### |     |
| <hr/>                                |     |     |
| 0                                    |     | ### |

groep 3 2x ADHD - PDDNOS

| 15-1-2011<br>AVI |    |      |
|------------------|----|------|
| start            | 17 | 43%  |
| M3               | 10 | 25%  |
| E3               | 5  | 13%  |
| M4               | 3  | 8%   |
| E4               | 2  | 5%   |
| M5               | 1  | 3%   |
| E5               | 2  | 5%   |
| M6               | 0  | 0%   |
| E6               | 0  | 0%   |
| M7               | 0  | 0%   |
| E7               | 0  | 0%   |
| Plus             | 0  | 0%   |
| <hr/>            |    |      |
| 40               |    | 100% |

| 15-1-2011<br>DMT (kaart 1&2) |    |      |
|------------------------------|----|------|
| M3                           |    |      |
| A                            | 13 | 33%  |
| B                            | 5  | 13%  |
| C                            | 6  | 15%  |
| D                            | 7  | 18%  |
| E                            | 9  | 23%  |
| <hr/>                        |    |      |
| 40                           |    | 100% |

| 15-1-2011<br>CITO - spelling |    |      |
|------------------------------|----|------|
| M3                           |    |      |
| A                            | 4  | 10%  |
| B                            | 7  | 18%  |
| C                            | 16 | 40%  |
| D                            | 9  | 23%  |
| E                            | 4  | 10%  |
| <hr/>                        |    |      |
| 40                           |    | 100% |

| 15-1-2011<br>CITO - rekenen |    |      |
|-----------------------------|----|------|
| M3 A 12 30%                 |    |      |
| B                           | 8  | 20%  |
| C                           | 12 | 30%  |
| D                           | 3  | 8%   |
| E                           | 4  | 10%  |
| M4 B 1 3%                   |    |      |
| <hr/>                       |    |      |
| 40                          |    | 100% |

groep 2

| 15-1-2011<br>TVK |    |      |
|------------------|----|------|
| M2               |    |      |
| A                | 13 | 34%  |
| B                | 11 | 29%  |
| C                | 11 | 29%  |
| D                | 1  | 3%   |
| E                | 2  | 5%   |
| <hr/>            |    |      |
| 38               |    | 100% |

| 15-1-2011<br>RVK |    |      |
|------------------|----|------|
| M2               |    |      |
| A                | 12 | 32%  |
| B                | 14 | 37%  |
| C                | 8  | 21%  |
| D                | 2  | 5%   |
| E                | 2  | 5%   |
| <hr/>            |    |      |
| 38               |    | 100% |

trendanalyse per:

15-6-2011

groep 7 3x dyslexie, 2x ADHD, 2x LGF REC4 PDDNOS, 2x ADD

| 15-6-2011 |             |
|-----------|-------------|
| AVI       |             |
| start     | 0 0%        |
| M3        | 0 0%        |
| E3        | 0 0%        |
| M4        | 0 0%        |
| E4        | 0 0%        |
| M5        | 0 0%        |
| E5        | 0 0%        |
| M6        | 1 3%        |
| E6        | 0 0%        |
| M7        | 1 3%        |
| E7        | 2 6%        |
| Plus      | 29 88%      |
| <b>33</b> | <b>100%</b> |

| 15-6-2011 |             |
|-----------|-------------|
| DMT       |             |
| E7        |             |
| A         | 10 30%      |
| B         | 11 33%      |
| C         | 8 24%       |
| D         | 3 9%        |
| E         | 1 3%        |
| <b>33</b> | <b>100%</b> |

| 15-6-2011       |             |
|-----------------|-------------|
| CITO - spelling |             |
| E7              |             |
| A               | 5 15%       |
| B               | 13 39%      |
| C               | 7 21%       |
| D               | 4 12%       |
| E               | 3 9%        |
| E6              |             |
| C               | 1 3%        |
| <b>33</b>       | <b>100%</b> |

| 15-6-2011      |             |
|----------------|-------------|
| CITO - rekenen |             |
| E7             |             |
| A              | 12 36%      |
| B              | 15 45%      |
| C              | 4 12%       |
| D              | 0 0%        |
| E              | 0 0%        |
| E6             |             |
| B              | 2 6%        |
| <b>33</b>      | <b>100%</b> |

groep 6 1x ADHD, 1x Asperger, 1x dyslexie

| 15-6-2011 |             |
|-----------|-------------|
| AVI       |             |
| start     | 0 0%        |
| M3        | 0 0%        |
| E3        | 0 0%        |
| M4        | 0 0%        |
| E4        | 0 0%        |
| M5        | 0 0%        |
| E5        | 0 0%        |
| M6        | 1 3%        |
| E6        | 2 6%        |
| M7        | 5 16%       |
| E7        | 3 9%        |
| Plus      | 21 66%      |
| <b>32</b> | <b>100%</b> |

| 15-6-2011 |             |
|-----------|-------------|
| DMT       |             |
| E6        |             |
| A         | 12 38%      |
| B         | 12 38%      |
| C         | 6 19%       |
| D         | 2 6%        |
| E         | 0 0%        |
| <b>32</b> | <b>100%</b> |

| 15-6-2011       |             |
|-----------------|-------------|
| CITO - spelling |             |
| E6              |             |
| A               | 8 25%       |
| B               | 15 47%      |
| C               | 5 16%       |
| D               | 3 9%        |
| E               | 1 3%        |
| <b>32</b>       | <b>100%</b> |

| 15-6-2011      |             |
|----------------|-------------|
| CITO - rekenen |             |
| E6             |             |
| A              | 19 59%      |
| B              | 8 25%       |
| C              | 5 16%       |
| D              | 0 0%        |
| E              | 0 0%        |
| <b>32</b>      | <b>100%</b> |

groep 5 1x REC3 - LGF, 1x Asperger, 1 dyslexie

| 15-6-2011 |            |
|-----------|------------|
| AVI       |            |
| start     | 0 0%       |
| M3        | 0 0%       |
| E3        | 0 0%       |
| M4        | 0 0%       |
| E4        | 2 5%       |
| M5        | 0 0%       |
| E5        | 8 20%      |
| M6        | 7 17%      |
| E6        | 0 0%       |
| M7        | 5 12%      |
| E7        | 2 5%       |
| Plus      | 7 17%      |
| <b>31</b> | <b>76%</b> |

| 15-6-2011         |             |
|-------------------|-------------|
| DMT (kaart 1&2&3) |             |
| E5                |             |
| A                 | 10 32%      |
| B                 | 8 26%       |
| C                 | 8 26%       |
| D                 | 4 13%       |
| E                 | 1 3%        |
| <b>31</b>         | <b>100%</b> |

| 15-6-2011       |             |
|-----------------|-------------|
| CITO - spelling |             |
| E5              |             |
| A               | 12 39%      |
| B               | 13 42%      |
| C               | 1 3%        |
| D               | 1 3%        |
| E               | 1 3%        |
| E4              |             |
| B               | 1 3%        |
| C               | 1 3%        |
| E               | 1 3%        |
| <b>31</b>       | <b>100%</b> |

| 15-6-2011      |             |
|----------------|-------------|
| CITO - rekenen |             |
| E5             |             |
| A              | 10 32%      |
| B              | 7 23%       |
| C              | 5 16%       |
| D              | 6 19%       |
| E              | 2 6%        |
| E4             |             |
| B              | 1 3%        |
| <b>31</b>      | <b>100%</b> |

groep 4 1x ADHD, 1x PDDNOS - LGF, 1x dyslexie, NT2

| 15-6-2011<br>AVI |    |      |
|------------------|----|------|
| start            | 0  | 0%   |
| M3               | 1  | 2%   |
| E3               | 1  | 2%   |
| M4               | 3  | 7%   |
| E4               | 13 | 32%  |
| M5               | 1  | 2%   |
| E5               | 10 | 24%  |
| M6               | 7  | 17%  |
| E6               | 2  | 5%   |
| M7               | 2  | 5%   |
| E7               | 1  | 2%   |
| Plus             | 0  | 0%   |
| <hr/>            |    |      |
| 41               |    | 100% |

| 15-6-2010<br>DMT (kaart 1&2&3) |    |      |
|--------------------------------|----|------|
| E4                             |    |      |
| A                              | 16 | 39%  |
| B                              | 8  | 20%  |
| C                              | 8  | 20%  |
| D                              | 7  | 17%  |
| E                              | 2  | 5%   |
| <hr/>                          |    |      |
| 41                             |    | 100% |

| 15-6-2011<br>CITO - spelling |    |      |
|------------------------------|----|------|
| E4                           |    |      |
| A                            | 8  | 20%  |
| B                            | 9  | 22%  |
| C                            | 12 | 29%  |
| D                            | 5  | 12%  |
| E                            | 4  | 10%  |
| E3 C 3 7%                    |    |      |
| <hr/>                        |    |      |
| 41                           |    | 100% |

| 15-6-2011<br>CITO - rekenen |    |      |
|-----------------------------|----|------|
| E4                          |    |      |
| A                           | 12 | 29%  |
| B                           | 15 | 37%  |
| C                           | 7  | 17%  |
| D                           | 2  | 5%   |
| E                           | 2  | 5%   |
| E5 B 1 2%                   |    |      |
| E3 A 2 5%                   |    |      |
| <hr/>                       |    |      |
| 41                          |    | 100% |

| 15-6-2011<br>CITO - begrijpend lezen |    |      |
|--------------------------------------|----|------|
| E4                                   |    |      |
| A                                    | 14 | 34%  |
| B                                    | 12 | 29%  |
| C                                    | 10 | 24%  |
| D                                    | 2  | 5%   |
| E                                    | 0  | 0%   |
| niet 3 7%                            |    |      |
| <hr/>                                |    |      |
| 41                                   |    | 100% |

groep 3 2x ADHD - PDDNOS

| 15-6-2011<br>AVI |   |      |
|------------------|---|------|
| start            | 3 | 8%   |
| M3               | 6 | 15%  |
| E3               | 9 | 23%  |
| M4               | 4 | 10%  |
| E4               | 9 | 23%  |
| M5               | 5 | 13%  |
| E5               | 1 | 3%   |
| M6               | 1 | 3%   |
| E6               | 0 | 0%   |
| M7               | 1 | 3%   |
| E7               | 1 | 3%   |
| Plus             | 0 | 0%   |
| <hr/>            |   |      |
| 40               |   | 100% |

| 15-6-2011<br>DMT (kaart 1&2) |    |      |
|------------------------------|----|------|
| E3                           |    |      |
| A                            | 15 | 38%  |
| B                            | 5  | 13%  |
| C                            | 10 | 25%  |
| D                            | 5  | 13%  |
| E                            | 5  | 13%  |
| <hr/>                        |    |      |
| 40                           |    | 100% |

| 15-6-2011<br>CITO - spelling |    |      |
|------------------------------|----|------|
| E3                           |    |      |
| A                            | 8  | 20%  |
| B                            | 7  | 18%  |
| C                            | 14 | 35%  |
| D                            | 10 | 25%  |
| E                            | 1  | 3%   |
| <hr/>                        |    |      |
| 40                           |    | 100% |

| 15-6-2011<br>CITO - rekenen |    |      |
|-----------------------------|----|------|
| E3                          |    |      |
| A                           | 24 | 60%  |
| B                           | 7  | 18%  |
| C                           | 7  | 18%  |
| D                           | 0  | 0%   |
| E                           | 1  | 3%   |
| E4 D 1 3%                   |    |      |
| <hr/>                       |    |      |
| 40                          |    | 100% |

groep 2

| 15-6-2011<br>TVK |    |      |
|------------------|----|------|
| E1               |    |      |
| A                | 9  | 26%  |
| B                | 13 | 38%  |
| C                | 9  | 26%  |
| D                | 1  | 3%   |
| E                | 1  | 3%   |
| M2 A 1 3%        |    |      |
| <hr/>            |    |      |
| 34               |    | 100% |

| 15-6-2011<br>RVK |    |      |
|------------------|----|------|
| E1               |    |      |
| A                | 11 | 32%  |
| B                | 11 | 32%  |
| C                | 10 | 29%  |
| D                | 0  | 0%   |
| E                | 1  | 3%   |
| M2 A 1 3%        |    |      |
| <hr/>            |    |      |
| 34               |    | 100% |

trendanalyse per:

15-1-2012

groep 8 4x dyslexie, 1x ADHD, 3x LGF REC4 PDDNOS, 1x ADD

| 15-1-2012 |             |
|-----------|-------------|
| AVI       |             |
| start     | 0%          |
| M3        | 0%          |
| E3        | 0%          |
| M4        | 0%          |
| E4        | 0%          |
| M5        | 0%          |
| E5        | 0%          |
| M6        | 1 3%        |
| E6        | 0%          |
| M7        | 0%          |
| E7        | 2 6%        |
| Plus      | 28 90%      |
| <b>31</b> | <b>100%</b> |

| 15-1-2012 |             |
|-----------|-------------|
| DMT       |             |
| M8        |             |
| A         | 16 52%      |
| B         | 10 32%      |
| C         | 3 10%       |
| D         | 1 3%        |
| E         | 1 3%        |
| <b>31</b> | <b>100%</b> |

| 15-1-2012       |             |
|-----------------|-------------|
| CITO - spelling |             |
| M8              |             |
| A               | 15 48%      |
| B               | 10 32%      |
| C               | 4 13%       |
| D               | 1 3%        |
| E               | 1 3%        |
| <b>31</b>       | <b>100%</b> |

| 15-1-2012      |             |
|----------------|-------------|
| CITO - rekenen |             |
| M8             |             |
| A              | 11 35%      |
| B              | 15 48%      |
| C              | 2 6%        |
| D              | 2 6%        |
| E              | 0 0%        |
| M7             |             |
| C              | 1 3%        |
| <b>31</b>      | <b>100%</b> |

| 15-1-2012               |             |
|-------------------------|-------------|
| CITO - begrijpend lezen |             |
| M8                      |             |
| A                       | 7 23%       |
| B                       | 7 23%       |
| C                       | 10 32%      |
| D                       | 5 16%       |
| E                       | 2 6%        |
| <b>31</b>               | <b>100%</b> |

groep 7 1x ADHD, 1x dyslexie, 1x PDDNOS

| 15-1-2012 |             |
|-----------|-------------|
| AVI       |             |
| start     | 0%          |
| M3        | 0%          |
| E3        | 0%          |
| M4        | 0%          |
| E4        | 0%          |
| M5        | 0%          |
| E5        | 0%          |
| M6        | 0%          |
| E6        | 2 7%        |
| M7        | 0%          |
| E7        | 4 13%       |
| Plus      | 24 80%      |
| <b>30</b> | <b>100%</b> |

| 15-1-2012 |             |
|-----------|-------------|
| DMT       |             |
| M7        |             |
| A         | 10 33%      |
| B         | 14 47%      |
| C         | 5 17%       |
| D         | 1 3%        |
| E         | 0%          |
| <b>30</b> | <b>100%</b> |

| 15-1-2012       |             |
|-----------------|-------------|
| CITO - spelling |             |
| M7              |             |
| A               | 15 50%      |
| B               | 8 27%       |
| C               | 6 20%       |
| D               | 0%          |
| E               | 1 3%        |
| M6              |             |
| C               | 0%          |
| <b>30</b>       | <b>100%</b> |

| 15-1-2012      |             |
|----------------|-------------|
| CITO - rekenen |             |
| M7             |             |
| A              | 16 53%      |
| B              | 7 23%       |
| C              | 7 23%       |
| D              | 0%          |
| E              | 0%          |
| M6             |             |
| B              | 0%          |
| <b>30</b>      | <b>100%</b> |

| 15-1-2012               |             |
|-------------------------|-------------|
| CITO - begrijpend lezen |             |
| M7                      |             |
| A                       | 6 20%       |
| B                       | 4 13%       |
| C                       | 15 50%      |
| D                       | 4 13%       |
| E                       | 1 3%        |
| <b>30</b>               | <b>100%</b> |

groep 6 1x Asperger, 1 dyslexie

| 15-1-2012 |             |
|-----------|-------------|
| AVI       |             |
| start     | 0%          |
| M3        | 0%          |
| E3        | 0%          |
| M4        | 0%          |
| E4        | 0%          |
| M5        | 0%          |
| E5        | 1 3%        |
| M6        | 7 24%       |
| E6        | 5 17%       |
| M7        | 1 3%        |
| E7        | 3 10%       |
| Plus      | 12 41%      |
| <b>29</b> | <b>100%</b> |

| 15-1-2012 |             |
|-----------|-------------|
| DMT       |             |
| M6        |             |
| A         | 7 24%       |
| B         | 12 41%      |
| C         | 6 21%       |
| D         | 3 10%       |
| E         | 1 3%        |
| <b>29</b> | <b>100%</b> |

| 15-1-2012       |             |
|-----------------|-------------|
| CITO - spelling |             |
| M6              |             |
| A               | 12 41%      |
| B               | 6 21%       |
| C               | 6 21%       |
| D               | 5 17%       |
| E               | 0%          |
| <b>29</b>       | <b>100%</b> |

| 15-1-2012      |             |
|----------------|-------------|
| CITO - rekenen |             |
| M6             |             |
| A              | 17 59%      |
| B              | 6 21%       |
| C              | 2 7%        |
| D              | 1 3%        |
| E              | 0%          |
| M5             |             |
| A              | 1 3%        |
| C              | 1 3%        |
| D              | 1 3%        |
| <b>29</b>      | <b>100%</b> |

| 15-1-2012               |             |
|-------------------------|-------------|
| CITO - begrijpend lezen |             |
| M6                      |             |
| A                       | 4 14%       |
| B                       | 12 41%      |
| C                       | 7 24%       |
| D                       | 5 17%       |
| E                       | 0%          |
| E4                      |             |
| D                       | 1 3%        |
| <b>29</b>               | <b>100%</b> |

groep 5 1x ADHD, 1x PDDNOS - LGF, 1x dyslexie, NT2

| 15-1-2012 |            |
|-----------|------------|
| AVI       |            |
| start     | 0%         |
| M3        | 0%         |
| E3        | 0%         |
| M4        | 0%         |
| E4        | 4 10%      |
| M5        | 5 12%      |
| E5        | 7 17%      |
| M6        | 8 19%      |
| E6        | 7 17%      |
| M7        | 3 7%       |
| E7        | 0%         |
| Plus      | 2 5%       |
| <b>36</b> | <b>86%</b> |

| 15-1-2012         |             |
|-------------------|-------------|
| DMT (kaart 1&2&3) |             |
| M5                |             |
| A                 | 10 28%      |
| B                 | 11 31%      |
| C                 | 12 33%      |
| D                 | 3 8%        |
| E                 | 0%          |
| <b>36</b>         | <b>100%</b> |

| 15-1-2012       |             |
|-----------------|-------------|
| CITO - spelling |             |
| M5              |             |
| A               | 10 28%      |
| B               | 11 31%      |
| C               | 6 17%       |
| D               | 7 19%       |
| E               | 2 6%        |
| <b>36</b>       | <b>100%</b> |

| 15-1-2012      |             |
|----------------|-------------|
| CITO - rekenen |             |
| M5             |             |
| A              | 11 31%      |
| B              | 10 28%      |
| C              | 11 31%      |
| D              | 2 6%        |
| E              | 0%          |
| M6             |             |
| B              | 1 3%        |
| M4             |             |
| B              | 1 3%        |
| <b>36</b>      | <b>100%</b> |

| 15-1-2012               |             |
|-------------------------|-------------|
| CITO - begrijpend lezen |             |
| M5                      |             |
| A                       | 8 22%       |
| B                       | 9 25%       |
| C                       | 15 42%      |
| D                       | 4 11%       |
| E                       | 0%          |
| <b>36</b>               | <b>100%</b> |

groep 4 1x dyslexie

| 15-1-2012<br>AVI |    |             |
|------------------|----|-------------|
| start            | 2  | 5%          |
| M3               | 1  | 2%          |
| E3               | 3  | 7%          |
| M4               | 10 | 24%         |
| E4               | 7  | 17%         |
| M5               | 5  | 12%         |
| E5               | 6  | 14%         |
| M6               | 4  | 10%         |
| E6               | 2  | 5%          |
| M7               |    | 0%          |
| E7               |    | 0%          |
| Plus             | 2  | 5%          |
| <b>42</b>        |    | <b>100%</b> |

| 15-1-2012<br>DMT (kaart 1&2&3) |    |             |
|--------------------------------|----|-------------|
| M4                             |    |             |
| A                              | 18 | 43%         |
| B                              | 7  | 17%         |
| C                              | 11 | 26%         |
| D                              | 2  | 5%          |
| E                              | 4  | 10%         |
| <b>42</b>                      |    | <b>100%</b> |

| 15-1-2012<br>CITO - spelling |    |             |
|------------------------------|----|-------------|
| M4                           |    |             |
| A                            | 13 | 31%         |
| B                            | 9  | 21%         |
| C                            | 10 | 24%         |
| D                            | 4  | 10%         |
| E                            | 4  | 10%         |
| M5                           | A  | 1 2%        |
| M3                           | B  | 1 2%        |
| <b>42</b>                    |    | <b>100%</b> |

| 15-1-2012<br>CITO - rekenen |    |             |
|-----------------------------|----|-------------|
| M4                          |    |             |
| A                           | 22 | 52%         |
| B                           | 12 | 29%         |
| C                           | 4  | 10%         |
| D                           | 2  | 5%          |
| E                           |    | 0%          |
| M5                          | B  | 1 2%        |
| M3                          | A  | 1 2%        |
| <b>42</b>                   |    | <b>100%</b> |

groep 3

| 15-1-2012<br>AVI |    |             |
|------------------|----|-------------|
| start            | 14 | 39%         |
| M3               | 11 | 31%         |
| E3               | 3  | 8%          |
| M4               | 2  | 6%          |
| E4               | 2  | 6%          |
| M5               | 4  | 11%         |
| E5               |    | 0%          |
| M6               |    | 0%          |
| E6               |    | 0%          |
| M7               |    | 0%          |
| E7               |    | 0%          |
| Plus             |    | 0%          |
| <b>36</b>        |    | <b>100%</b> |

| 15-1-2012<br>DMT (kaart 1&2) |    |             |
|------------------------------|----|-------------|
| M3                           |    |             |
| A                            | 13 | 36%         |
| B                            | 6  | 17%         |
| C                            | 5  | 14%         |
| D                            | 6  | 17%         |
| E                            | 6  | 17%         |
| <b>36</b>                    |    | <b>100%</b> |

| 15-1-2012<br>CITO - spelling |    |             |
|------------------------------|----|-------------|
| M3                           |    |             |
| A                            | 13 | 36%         |
| B                            | 9  | 25%         |
| C                            | 9  | 25%         |
| D                            | 2  | 6%          |
| E                            | 3  | 8%          |
| <b>36</b>                    |    | <b>100%</b> |

| 15-1-2012<br>CITO - rekenen |   |             |
|-----------------------------|---|-------------|
| M3                          | A | 24 67%      |
|                             | B | 8 22%       |
|                             | C | 3 8%        |
|                             | D | 1 3%        |
|                             | E | 0%          |
| <b>36</b>                   |   | <b>100%</b> |

groep 2

| 15-1-2012<br>TVK |   |             |
|------------------|---|-------------|
| M2               | A | 19 56%      |
|                  | B | 8 24%       |
|                  | C | 6 18%       |
|                  | D | 0%          |
|                  | E | 1 3%        |
| <b>34</b>        |   | <b>100%</b> |

| 15-1-2012<br>RVK |   |             |
|------------------|---|-------------|
| M2               | A | 13 38%      |
|                  | B | 14 41%      |
|                  | C | 6 18%       |
|                  | D | 0%          |
|                  | E | 1 3%        |
| <b>34</b>        |   | <b>100%</b> |

spelling vaardigheidsscores midden

| schooljaar | NIEUW  |           |         |           |         |           | OUD     |           |         |           |         |           |
|------------|--------|-----------|---------|-----------|---------|-----------|---------|-----------|---------|-----------|---------|-----------|
|            | groep3 |           | groep 4 |           | groep 5 |           | groep 6 |           | groep 7 |           | groep 8 |           |
|            | VS     | lInaantal | VS      | lInaantal | VS      | lInaantal | VS      | lInaantal | VS      | lInaantal | VS      | lInaantal |
| 2009/2010  | 106,6  | 38        | 119,65  | 35        | 127,2   | 32        | 135     | 32        | 142,08  | 33        | 147,2   | 19        |
| 2010/2011  |        |           |         |           |         |           |         |           |         |           |         |           |
| 2011/2012  |        |           |         |           |         |           |         |           |         |           |         |           |
| 2012/2013  |        |           |         |           |         |           |         |           |         |           |         |           |
| 2013/2014  |        |           |         |           |         |           |         |           |         |           |         |           |
| 2014/2015  |        |           |         |           |         |           |         |           |         |           |         |           |
| 2015/2016  |        |           |         |           |         |           |         |           |         |           |         |           |
| 2016/2017  |        |           |         |           |         |           |         |           |         |           |         |           |

begrijpend lezen vaardigheidsscores midden

| schooljaar | NIEUW  |           |         |           |         |           | OUD     |           |         |           |         |           |
|------------|--------|-----------|---------|-----------|---------|-----------|---------|-----------|---------|-----------|---------|-----------|
|            | groep3 |           | groep 4 |           | groep 5 |           | groep 6 |           | groep 7 |           | groep 8 |           |
|            | VS     | lInaantal | VS      | lInaantal | VS      | lInaantal | VS      | lInaantal | VS      | lInaantal | VS      | lInaantal |
| 2009/2010  |        |           |         |           | 31,18   | 32        | 35,45   | 32        | 49,83   | 33        | 57,85   | 19        |
| 2010/2011  |        |           |         |           |         |           |         |           |         |           |         |           |
| 2011/2012  |        |           |         |           |         |           |         |           |         |           |         |           |
| 2012/2013  |        |           |         |           |         |           |         |           |         |           |         |           |
| 2013/2014  |        |           |         |           |         |           |         |           |         |           |         |           |
| 2014/2015  |        |           |         |           |         |           |         |           |         |           |         |           |
| 2015/2016  |        |           |         |           |         |           |         |           |         |           |         |           |
| 2016/2017  |        |           |         |           |         |           |         |           |         |           |         |           |

| groep 8  | groep 6  |
|----------|----------|
| verwacht | verwacht |
| 54       | 36       |

rekenen vaardigheidsscores midden

| schooljaar | NIEUW  |           |         |           |         |           | OUD     |           |         |           |         |           |
|------------|--------|-----------|---------|-----------|---------|-----------|---------|-----------|---------|-----------|---------|-----------|
|            | groep3 |           | groep 4 |           | groep 5 |           | groep 6 |           | groep 7 |           | groep 8 |           |
|            | VS     | lInaantal | VS      | lInaantal | VS      | lInaantal | VS      | lInaantal | VS      | lInaantal | VS      | lInaantal |
| 2009/2010  | 34,03  | 38        | 55,6    | 35        | 75,3    | 32        | 94,43   | 32        | 109,8   | 33        | 117,28  | 19        |
| 2010/2011  |        |           |         |           |         |           |         |           |         |           |         |           |
| 2011/2012  |        |           |         |           |         |           |         |           |         |           |         |           |
| 2012/2013  |        |           |         |           |         |           |         |           |         |           |         |           |
| 2013/2014  |        |           |         |           |         |           |         |           |         |           |         |           |
| 2014/2015  |        |           |         |           |         |           |         |           |         |           |         |           |
| 2015/2016  |        |           |         |           |         |           |         |           |         |           |         |           |
| 2016/2017  |        |           |         |           |         |           |         |           |         |           |         |           |

| groep 8  | groep 6  | groep 4  |
|----------|----------|----------|
| verwacht | verwacht | verwacht |
| 112      | 88       | 45       |

5% 7% 24%

DMT vaardigheidsscores 15 oktober 2009

| schooljaar | OUD - 1995   |           |               |           |         |           | OUD 1995 |           |         |           |         |           |
|------------|--------------|-----------|---------------|-----------|---------|-----------|----------|-----------|---------|-----------|---------|-----------|
|            | groep3 krt 1 |           | groep 4 krt 3 |           | groep 5 |           | groep 6  |           | groep 7 |           | groep 8 |           |
|            | VS           | lInaantal | VS            | lInaantal | VS      | lInaantal | VS       | lInaantal | VS      | lInaantal | VS      | lInaantal |
| 2009/2010  | 20,23        | 38        | 32,23         | 35        | 58,48   | 32        | 70,1     | 32        | 87,85   | 33        | 95,95   | 19        |

spelling vaardigheidsscores eind

| schooljaar | NIEUW  |           |         |           |         |           | OUD     |           |         |           |         |           |
|------------|--------|-----------|---------|-----------|---------|-----------|---------|-----------|---------|-----------|---------|-----------|
|            | groep3 |           | groep 4 |           | groep 5 |           | groep 6 |           | groep 7 |           | groep 8 |           |
|            | VS     | lInaantal | VS      | lInaantal | VS      | lInaantal | VS      | lInaantal | VS      | lInaantal | VS      | lInaantal |
| 2009/2010  | 114,1  | 38        | 122,9   | 35        | 132,4   | 32        | 140,4   | 32        | 145,2   | 33        |         |           |
| 2010/2011  |        |           |         |           |         |           |         |           |         |           |         |           |
| 2011/2012  |        |           |         |           |         |           |         |           |         |           |         |           |
| 2012/2013  |        |           |         |           |         |           |         |           |         |           |         |           |
| 2013/2014  |        |           |         |           |         |           |         |           |         |           |         |           |
| 2014/2015  |        |           |         |           |         |           |         |           |         |           |         |           |
| 2015/2016  |        |           |         |           |         |           |         |           |         |           |         |           |
| 2016/2017  |        |           |         |           |         |           |         |           |         |           |         |           |

begrijpend lezen vaardigheidsscores eind

| schooljaar | NIEUW  |           |         |           |         |           | OUD     |           |         |           |         |           |
|------------|--------|-----------|---------|-----------|---------|-----------|---------|-----------|---------|-----------|---------|-----------|
|            | groep3 |           | groep 4 |           | groep 5 |           | groep 6 |           | groep 7 |           | groep 8 |           |
|            | VS     | lInaantal | VS      | lInaantal | VS      | lInaantal | VS      | lInaantal | VS      | lInaantal | VS      | lInaantal |
| 2009/2010  |        |           | 18,2    | 35        |         |           |         |           |         |           |         |           |
| 2010/2011  |        |           |         |           |         |           |         |           |         |           |         |           |
| 2011/2012  |        |           |         |           |         |           |         |           |         |           |         |           |
| 2012/2013  |        |           |         |           |         |           |         |           |         |           |         |           |
| 2013/2014  |        |           |         |           |         |           |         |           |         |           |         |           |
| 2014/2015  |        |           |         |           |         |           |         |           |         |           |         |           |
| 2015/2016  |        |           |         |           |         |           |         |           |         |           |         |           |
| 2016/2017  |        |           |         |           |         |           |         |           |         |           |         |           |

rekenen vaardigheidsscores eind

| schooljaar | NIEUW  |           |         |           |         |           | OUD     |           |         |           |         |           |
|------------|--------|-----------|---------|-----------|---------|-----------|---------|-----------|---------|-----------|---------|-----------|
|            | groep3 |           | groep 4 |           | groep 5 |           | groep 6 |           | groep 7 |           | groep 8 |           |
|            | VS     | lInaantal | VS      | lInaantal | VS      | lInaantal | VS      | lInaantal | VS      | lInaantal | VS      | lInaantal |
| 2009/2010  | 34,03  | 38        | 55,6    | 35        | 75,3    | 32        | 94,43   | 32        | 109,8   | 33        | 117,28  | 19        |
| 2010/2011  |        |           |         |           |         |           |         |           |         |           |         |           |
| 2011/2012  |        |           |         |           |         |           |         |           |         |           |         |           |
| 2012/2013  |        |           |         |           |         |           |         |           |         |           |         |           |
| 2013/2014  |        |           |         |           |         |           |         |           |         |           |         |           |
| 2014/2015  |        |           |         |           |         |           |         |           |         |           |         |           |
| 2015/2016  |        |           |         |           |         |           |         |           |         |           |         |           |
| 2016/2017  |        |           |         |           |         |           |         |           |         |           |         |           |

DMT vaardigheidsscores 15 oktober 2009

| schooljaar | OUD - 1995   |           |               |           |         |           | OUD 1995 |           |         |           |         |           |
|------------|--------------|-----------|---------------|-----------|---------|-----------|----------|-----------|---------|-----------|---------|-----------|
|            | groep3 krt 1 |           | groep 4 krt 3 |           | groep 5 |           | groep 6  |           | groep 7 |           | groep 8 |           |
|            | VS           | lInaantal | VS            | lInaantal | VS      | lInaantal | VS       | lInaantal | VS      | lInaantal | VS      | lInaantal |
| 2009/2010  | 20,23        | 38        | 32,23         | 35        | 58,48   | 32        | 70,1     | 32        | 87,85   | 33        | 95,95   | 19        |

## TVK vaardigheidsscores

schooljaar groep E1 groep M2

|           | VS   | lInaantal | VS   | lInaantal |
|-----------|------|-----------|------|-----------|
| 2009/2010 |      |           |      |           |
| 2010/2011 | 59,3 | 34        | 69,7 | 38        |
| 2011/2012 |      |           | 69,7 | 34        |
| 2012/2013 |      |           |      |           |
| 2013/2014 |      |           |      |           |
| 2014/2015 |      |           |      |           |
| 2015/2016 |      |           |      |           |
| 2016/2017 |      |           |      |           |

### vaardigheidsscores TVK E1

| schooljaar | FLAT | KRAA | TOKA | STAM | doel | resultaat |
|------------|------|------|------|------|------|-----------|
| 2009/2010  |      |      |      |      |      |           |
| 2010/2011  | 62,8 | 59,9 | 57,1 | 58,6 |      |           |
| 2011/2012  |      |      |      |      |      |           |
| 2012/2013  |      |      |      |      |      |           |
| 2013/2014  |      |      |      |      |      |           |
| 2014/2015  |      |      |      |      |      |           |
| 2015/2016  |      |      |      |      |      |           |
| 2016/2017  |      |      |      |      |      |           |

### vaardigheidsscores TVK M2

| schooljaar | FLAT | KRAA | TOKA | STAM | doel | resultaat |
|------------|------|------|------|------|------|-----------|
| 2009/2010  |      |      |      |      |      |           |
| 2010/2011  | 60,6 | 66,7 | 65,9 | 69,7 |      |           |
| 2011/2012  | 75,2 | 66,4 | 65,8 | 70,3 |      |           |
| 2012/2013  |      |      |      |      |      |           |
| 2013/2014  |      |      |      |      |      |           |
| 2014/2015  |      |      |      |      |      |           |
| 2015/2016  |      |      |      |      |      |           |
| 2016/2017  |      |      |      |      |      |           |

## RVK vaardigheidsscores

schooljaar groep E1 groep M2

|           | VS   | lInaantal | VS   | lInaantal |
|-----------|------|-----------|------|-----------|
| 2009/2010 |      |           |      |           |
| 2010/2011 | 75,2 | 34        | 87,9 | 38        |
| 2011/2012 |      |           | 87,3 | 34        |
| 2012/2013 |      |           |      |           |
| 2013/2014 |      |           |      |           |
| 2014/2015 |      |           |      |           |
| 2015/2016 |      |           |      |           |
| 2016/2017 |      |           |      |           |

### vaardigheidsscores RVK E1

| schooljaar | FLAT | KRAA | TOKA | STAM | doel | resultaat |
|------------|------|------|------|------|------|-----------|
| 2009/2010  |      |      |      |      |      |           |
| 2010/2011  | 74,3 | 80,8 | 73,9 | 75,8 |      |           |
| 2011/2012  |      |      |      |      |      |           |
| 2012/2013  |      |      |      |      |      |           |
| 2013/2014  |      |      |      |      |      |           |
| 2014/2015  |      |      |      |      |      |           |
| 2015/2016  |      |      |      |      |      |           |
| 2016/2017  |      |      |      |      |      |           |

### vaardigheidsscores RVK M2

| schooljaar | FLAT | KRAA | TOKA | STAM | doel | resultaat |
|------------|------|------|------|------|------|-----------|
| 2009/2010  |      |      |      |      |      |           |
| 2010/2011  | 82,8 | 83,7 | 83,1 | 87,9 |      |           |
| 2011/2012  | 88,8 | 88,6 | 85,5 | 85,8 |      |           |
| 2012/2013  |      |      |      |      |      |           |
| 2013/2014  |      |      |      |      |      |           |
| 2014/2015  |      |      |      |      |      |           |
| 2015/2016  |      |      |      |      |      |           |
| 2016/2017  |      |      |      |      |      |           |



